


Introductory sub-table (I)(a)			
Name of the Company:		SAGAR CEMENTS LIMITED	
Scrip Code, Name of the scrip, class of security:		NSE: SAGCEM - BSE: 502090 - EQUITY SHARES	
Quarter ended:		30th September 2012	
Partly paid-up shares:-	No. of partly paid-up shares	As a % of total no. of partly paid-up shares	As a % of total no. of shares of the company
Held by promoter/promoter group	Nil	Nil	Nil
Held by public	Nil	Nil	Nil
Total - D	Nil	Nil	Nil
Outstanding convertible securities:-	No. of outstanding securities	As a % of total no. of outstanding convertible securities	As a % of total no. of shares of the company, assuming full conversion of the convertible securities
Held by promoter/promoter group	Nil	Nil	Nil
Held by public	Nil	Nil	Nil
Total - E	Nil	Nil	Nil
Warrants:-	No. of warrants	As a % of total no. of warrants	As a % of total no. of shares of the company, assuming full conversion of warrants
Held by promoter/promoter group	Nil	Nil	Nil
Held by public	Nil	Nil	Nil
Total - F	Nil	Nil	Nil
Total paid-up capital of the company, assuming full conversion of warrants and convertible securities	Rs.173880140/- divided into 1,73,88,014 Equity Shares of Rs.10/- each		




Statement Showing Shareholding Pattern

Table (I)(a)


Category code	Category of Shareholder	Number of Shareholders	Total number of shares	Number of shares held in dematerialized form	Total shareholding as a percentage of total number of shares		Shares Pledged or otherwise encumbered	
					As a percentage of (A+B) ¹	As a percentage of (A+B+C)	Number of shares	As a percentage
(I)	(II)	(III)	(IV)	(V)	(VI)	(VII)	(VIII)	(IX)= (VIII)/(IV)*100
(A)	Shareholding of Promoter and Promoter Group ²							
1	Indian							
(a)	Individuals/ Hindu Undivided Family	9	8678608	8678608	49.91	49.91		
(b)	Central Government/ State Government(s)							
(c)	Bodies Corporate	2	344785	344785	1.98	1.98		
(d)	Financial Institutions/ Banks							
(e)	Any Others(Specify)							
(e-ii)								
	Sub Total(A)(1)	11	9023393	9023393	51.89	51.89		
2	Foreign							
a	Individuals (Non-Residents Individuals/ Foreign Individuals)							
b	Bodies Corporate							
c	Institutions							




Category code	Category of Shareholder	Number of Shareholders	Total number of shares	Number of shares held in dematerialized form	Total shareholding as a percentage of total number of shares		Shares Pledged or otherwise encumbered	
d	Qualified Foreign Investor							
e	Any Others(Specify)							
	Sub Total(A)(2)							
	Total Shareholding of Promoter and Promoter Group (A)= (A)(1)+(A)(2)	11	9023393	9023393	51.89	51.89	Nil	Nil
(B)	Public shareholding							
1	Institutions							
(a)	Mutual Funds/ UTI	7	1187759	1186159	6.83	6.83		
(b)	Financial Institutions / Banks	5	4050	100	0.02	0.02		
(c)	Central Government/ State Government(s)							
(d)	Venture Capital Funds							
(e)	Insurance Companies							
(f)	Foreign Institutional							
(g)	Foreign Venture Capital Investors							
(h)	Qualified Foreign Investor							
(i)	Any Other (specify)							
	Sub-Total (B)(1)	12	1191809	1186259	6.85	6.85		
B 2	Non-institutions							



Category code	Category of Shareholder	Number of Shareholders	Total number of shares	Number of shares held in dematerialized form	Total shareholding as a percentage of total number of shares		Shares Pledged or otherwise encumbered	
(a)	Bodies Corporate	144	4528104	4521928	26.04	26.04		
(b)	Individuals							
I	Individuals -i. Individual shareholders holding nominal share capital up to Rs 1 lakh	7905	1391973	852061	8.01	8.01		
II	ii. Individual shareholders holding nominal share capital in excess of Rs. 1 lakh.	9	189783	189783	1.09	1.09		
(c)	NRIs	39	21870	18098	0.13	0.13		
(c-i)	Foreign Corporate Body	1	1000000		5.75	5.75		
(c-ii)	Hindu Undivided Families	67	30701	30701	0.18	0.18		
	Clearing Members	21	10381	10381	0.06	0.06		
	Sub-Total (B)(2)	8186	7172812	5622952	41.25	41.25		
(B)	Total Public Shareholding (B)= (B)(1)+(B)(2)	8198	8364621	6809211	48.11	48.11	N.A.	N.A.
	TOTAL (A)+(B)	8209	17388014	15832604	100.00	100	Nil	



Category code	Category of Shareholder	Number of Shareholders	Total number of shares	Number of shares held in dematerialized form	Total shareholding as a percentage of total number of shares		Shares Pledged or otherwise encumbered	
(C)	Shares held by Custodians and against which Depository Receipts have been issued							
1	Promoter and Promoter Group							
2	Public							
	Sub-Total (C)						0	0
	GRAND TOTAL (A)+(B)+(C)	8209	17388014	15832604	100.00	100	Nil	Nil



(1)(b)


Statement showing holding of securities (including shares, warrants, convertible securities) of persons belonging to the category "Promoter and Promoter Group"

Sr. No.	Name of the shareholder	Details of Shares held		Encumbered shares (*)			Details of warrants		Details of convertible securities		Total shares (including underlying shares assuming full conversion of warrants and convertible securities) as a % of diluted share capital
		Number of shares held	As a % of grand total (A) +(B) +(C)	No.	As a percentage	As a % of grand total (A)+(B)+(C) of sub-clause (I)(a)	Number of warrants held	As a % total number of warrants of the same class	Number of convertible securities held	As a % total number of convertible securities of the same class	
(I)	(II)	(III)	(IV)	(V)	$(VI)=\frac{(V)}{(III)}*100$	(VII)	(VIII)	(IX)	(X)	(XI)	(XII)
1	S VEERA REDDY	1643795	9.45	Nil	Nil	Nil	Nil	Nil	Nil	Nil	9.45
2	S ARUNA	1369545	7.88	Nil	Nil	Nil	Nil	Nil	Nil	Nil	7.88
3	S RACHANA	1153230	6.63	Nil	Nil	Nil	Nil	Nil	Nil	Nil	6.63
4	S ANAND REDDY	1142312	6.57	Nil	Nil	Nil	Nil	Nil	Nil	Nil	6.57
5	SREEKANTH REDDY SAMMIDI	1085757	6.24	Nil	Nil	Nil	Nil	Nil	Nil	Nil	6.24
6	S VANAJATHA	990769	5.70	Nil	Nil	Nil	Nil	Nil	Nil	Nil	5.70
7	W MALATHI	755400	4.34	Nil	Nil	Nil	Nil	Nil	Nil	Nil	4.34
8	N MADHAVI	533800	3.07	Nil	Nil	Nil	Nil	Nil	Nil	Nil	3.07
9	P V NARSIMHA REDDY	4000	0.02	Nil	Nil	Nil	Nil	Nil	Nil	Nil	0.02
10	ANDHRA PRADESH INDUSTRIAL DEVELOPMENT CORPORATION LTD	313285	1.80	Nil	Nil	Nil	Nil	Nil	Nil	Nil	1.80
11	PANCHAVATI POLYFIBRES LTD	31500	0.18	Nil	Nil	Nil	Nil	Nil	Nil	Nil	0.18
TOTAL		9023393	51.89	Nil	Nil	Nil	Nil	Nil	Nil	Nil	51.89

(*) The term "encumbrance" has the same meaning as assigned to it in regulation 28(3) of the SAST Regulations, 2011



(I)(c)(i) Statement showing holding of securities (including shares, warrants, convertible securities) of persons belonging to the category "Public" and holding more than 1% of the total number of shares								
Sr. No.	Name of the shareholder	Number of shares held	Shares as a percentage of total number of shares (i.e., Grand Total (A)+(B)+(C) indicated in Statement at para (I)(a) above)	Details of warrants		Details of convertible securities		Total shares (including underlying shares assuming full conversion of warrants and convertible securities) as a % of diluted share capital
				Number of warrants held	As a % total number of warrants of the same class	Number of convertible securities held	% w.r.t total number of convertible securities of the same class	
1	AVH RESOURCES INDIA PRIVATE LIMITED	2727032	15.68					15.68
2	TWINVEST FINANCIAL SERVICES LIMITED	1142985	6.57					6.57
3	PARFICIM S.A.S	1000000	5.75					5.75
4	SBI MAGNUM SECTOR FUNDS UMBRELLA-EMERGING BUSINESSES FUND	770000	4.43					4.43
5	PASSIONATE INVESTMENT MANAGEMENT PVT.LTD	502667	2.89					2.89
6	SBIMF - SBI INFRASTRUCTURE FUND - SERIES I	416059	2.39					2.39
TOTAL		6558743	37.72					37.72



(I)(c)(ii)

Statement showing holding of securities (including shares, warrants, convertible securities) of persons (together with PAC) belonging to the category "Public" and holding more than 5% of the total number of shares of the company

Sr. No.		Number of shares	Shares as a percentage of total number of shares {i.e., Grand Total (A)+(B)+(C) indicated in Statement at para (I)(a) above}	Details of warrants		Details of convertible securities		Total shares (including underlying shares assuming full conversion of warrants and convertible securities) as a % of diluted share capital
				Number of warrants	As a % total number of warrants of the same class	Number of convertible securities held	% w.r.t total number of convertible securities of the same class	
1	AVH RESOURCES INDIA PRIVATE LIMITED	2727032	15.68					15.68
2	TWINVEST FINANCIAL SERVICES LIMITED	1142985	6.57					6.57
3	PARFICIM S.A.S	1000000	5.75					5.75
4	SBI MAGNUM SECTOR FUNDS UMBRELLA-EMERGING BUSINESSES FUND	770000	4.43					4.43
5	SBIMF - SBI INFRASTRUCTURE FUND - SERIES I	416059	2.39					2.39
	TOTAL	6056076	34.82					34.82



(I)(d)

Statement showing details of locked-in shares

Sr. No.	Name of the shareholder	Number of locked-in shares	Locked-in shares as a percentage of total number of shares {i.e., Grand Total (A)+(B)+(C) indicated in Statement at para (I)(a) above}
1	VEERA REDDY, S	200000	1.15
2	ANAND REDDY, S	200000	1.15
3	SREEKANTH REDDY, S	200000	1.15
4	ARUNA, S	200000	1.15
5	SAMMIDI RACHANA	21428	0.12
	TOTAL	821428	4.72




Statement showing details of Depository Receipts (DRs)

Type of outstanding DR (ADRs, GDRs, SDRs, etc.)	Number of outstanding DRs	Number of shares underlying outstanding DRs	Shares underlying outstanding DRs as a percentage of total number of shares {i.e., Grand Total (A)+(B)+(C) indicated in Statement at para (I)(a) above}
Nil			

Statement showing holding of Depository Receipts (DRs), where underlying shares held by "promoter/promoter group" are in excess of 1% of the total number of shares

Name of the DR Holder	Type of outstanding DR (ADRs, GDRs, SDRs, etc.)	Number of shares underlying outstanding DRs	Shares underlying outstanding DRs as a percentage of total number of shares {i.e., Grand Total (A)+(B)+(C) indicated in Statement at para (I)(a) above}
Nil			

For Sagar Cements Limited


R. Soundararajan
Company Secretary