



Introductory sub-table (I)(a)			
Name of the Company:		SAGAR CEMENTS LIMITED	
Scrip Code, Name of the scrip, class of security:		NSE: SAGCEM - BSE: 502090 - EQUITY SHARES	
Quarter ended:		30th September 2015	
Partly paid-up shares:-	No. of partly paid-up shares	As a % of total no. of partly paid-up shares	As a % of total no. of shares of the company
Held by promoter/promoter group	Nil	Nil	Nil
Held by public	Nil	Nil	Nil
Total	Nil	Nil	Nil
Outstanding convertible securities:-	No. of outstanding securities	As a % of total no. of outstanding convertible securities	As a % of total no. of shares of the company, assuming full conversion of the convertible securities
Held by promoter/promoter group	Nil	Nil	Nil
Held by public	Nil	Nil	Nil
Total	Nil	Nil	Nil
Warrants:-	No. of warrants	As a % of total no. of warrants	As a % of total no. of shares of the company, assuming full conversion of warrants
Held by promoter/promoter group	Nil	Nil	Nil
Held by public	Nil	Nil	Nil
Total	Nil	Nil	Nil
Total paid-up capital of the company, assuming full conversion of warrants and convertible securities		Rs.173880140/- divided into 1,73,88,014 Equity Shares of Rs.10/- each	




Statement Showing Shareholding Pattern

Table (I)(a)


Category code	Category of Shareholder	Number of Shareholders	Total number of shares	Number of shares held in dematerialized form	Total shareholding as a percentage of total number of shares		Shares Pledged or otherwise encumbered	
					As a percentage of (A+B) ¹	As a percentage of (A+B+C)	Number of shares	As a percentage
(I)	(II)	(III)	(IV)	(V)	(VI)	(VII)	(VIII)	(IX)= (VIII)/(IV)*100
(A)	Shareholding of Promoter and Promoter Group ²							
1	Indian							
(a)	Individuals/ Hindu Undivided Family	9	8694873	8694873	50.00	50.00	3000000	34.50
(b)	Central Government/ State Government(s)							
(c)	Bodies Corporate	3	1204785	1204785	6.93	6.93	Nil	Nil
(d)	Financial Institutions/ Banks							
(e)	Any Others(Specify)							
	Sub Total(A)(1)	12	9899658	9899658	56.93	56.93	3000000	30.30
2	Foreign							
a	Individuals (Non-Residents Individuals/ Foreign Individuals)							
b	Bodies Corporate							
c	Institutions							
d	Qualified Foreign Investor							
e	Any Others(Specify)							
	Sub Total(A)(2)	0	0	0	0.00	0.00	0	0.00
	Total Shareholding of Promoter and Promoter Group (A)= (A)(1)+(A)(2)	12	9899658	9899658	56.93	56.93	3000000	30.30



Category code	Category of Shareholder	Number of Shareholders	Total number of shares	Number of shares held in dematerialized form	Total shareholding as a percentage of total number of shares		Shares Pledged or otherwise encumbered	
					As a percentage of (A+B) ¹	As a percentage of (A+B+C)	Number of shares	As a percentage
(B)	Public shareholding							
1	Institutions							
(a)	Mutual Funds/ UTI	8	1102562	1100962	6.34	6.34	N.A.	N.A.
(b)	Financial Institutions / Banks	5	4050	100	0.02	0.02	N.A.	N.A.
(c)	Central Government/ State Government(s)							
(d)	Venture Capital Funds							
(e)	Insurance Companies							
(f)	Foreign Institutional Investors	3	390380	390380	2.25	2.25	N.A.	N.A.
(g)	Foreign Venture Capital Investors							
(h)	Qualified Foreign Investor							
(i)	Any Other - Trust	1	300	300				
	Sub-Total (B)(1)	17	1497292	1491742	8.61	8.61	N.A.	N.A.
B 2	Non-institutions							
(a)	Bodies Corporate	197	4368478	4362402	25.12	25.12	N.A.	N.A.
(b)	Individuals							
I	Individuals -i. Individual shareholders holding nominal share capital up to Rs 1 lakh	7848	1340295	841110	7.71	7.71	N.A.	N.A.
II	ii. Individual shareholders holding nominal share capital in excess of Rs. 1 lakh.	9	184672	184672	1.06	1.06	N.A.	N.A.
(c)	NRIs	66	58899	58899	0.34	0.34	N.A.	N.A.
(c-i)	Foreign Corporate Body						N.A.	N.A.
(c-ii)	Hindu Undivided Families	89	26487	26487	0.15	0.15	N.A.	N.A.
(c-iii)	Clearing Members	19	12233	12233	0.07	0.07	N.A.	N.A.
	Sub-Total (B)(2)	8228	5991064	5485803	34.46	34.46	N.A.	N.A.
(B)	Total Public Shareholding (B)= (B)(1)+(B)(2)	8245	7488356	6977545	43.07	43.07	0	0.00



Category code	Category of Shareholder	Number of Shareholders	Total number of shares	Number of shares held in dematerialized form	Total shareholding as a percentage of total number of shares		Shares Pledged or otherwise encumbered	
					As a percentage of (A+B) ¹	As a percentage of (A+B+C)	Number of shares	As a percentage
	TOTAL (A)+(B)	8257	17388014	16877203	100.00	100.00	3000000	17.25
(C)	Shares held by Custodians and against which Depository Receipts have been issued	Nil	Nil	Nil	Nil	Nil	Nil	Nil
1	Promoter and Promoter Group						N.A.	N.A.
2	Public	0	0	0	0.00	0.00	N.A.	N.A.
	Sub-Total (C)	0	0	0	0.00	0.00	N.A.	N.A.
	GRAND TOTAL (A)+(B)+(C)	8257	17388014	16877203	100.00	100.00	3000000	17.25




(I)(b)

Statement showing holding of securities (including shares, warrants, convertible securities) of persons belonging to the category "Promoter and Promoter Group"

Sl. No.	Name of the shareholder	Details of Shares held		Encumbered shares (*)			Details of warrants		Details of convertible securities		Total shares (including underlying shares assuming full conversion of warrants and convertible securities) as a % of diluted share capital
		Number of shares held	As a % of grand total (A) +(B) +(C)	No.	As a percentage	As a % of grand total (A)+(B)+(C) of sub-clause (I)(a)	Number of Warrants held	As a % total number of warrants of the same class	Number of convertible securities held	As a % total number of convertible securities of the same class	
(I)	(II)	(III)	(IV)	(V)	$(VI)=(V)/(III) * 100$	(VII)	(VIII)	(IX)	(X)	(XI)	(XII)
1	SAMMIDI VEERA REDDY	1643795	9.45	Nil	Nil	Nil	Nil	Nil	Nil	Nil	9.45
2	SAMMIDI ARUNA	1369545	7.88	Nil	Nil	Nil	Nil	Nil	Nil	Nil	7.88
3	SAMMIDI RACHANA	1164280	6.70	1000000	85.89	5.75	Nil	Nil	Nil	Nil	6.70
4	SAMMIDI ANAND REDDY	1149527	6.61	1000000	86.99	5.75	Nil	Nil	Nil	Nil	6.61
5	SAMMIDI SREEKANTH REDDY	1085757	6.24	1000000	92.10	5.75	Nil	Nil	Nil	Nil	6.24
6	SAMMIDI VANAJATHA	990769	5.70	Nil	Nil	Nil	Nil	Nil	Nil	Nil	5.70
7	WUDARU MALATHI	755400	4.34	Nil	Nil	Nil	Nil	Nil	Nil	Nil	4.34
8	NADIKATTU MADHAVI	533800	3.07	Nil	Nil	Nil	Nil	Nil	Nil	Nil	3.07
9	PINGALI VENKATA NARASIMHA REDDY	2000	0.01	Nil	Nil	Nil	Nil	Nil	Nil	Nil	0.01
10	SAGARPRIYA HOUSING & INDUSTRIAL ENTERPRISES LIMITED	860000	4.95	Nil	Nil	Nil	Nil	Nil	Nil	Nil	4.95
11	ANDHRA PRADESH INDUSTRIAL DEVELOPMENT CORPORATION LIMITED	313285	1.80	Nil	Nil	Nil	Nil	Nil	Nil	Nil	1.80
12	PANCHAVATI POLYFIBRES LIMITED	31500	0.18	Nil	Nil	Nil	Nil	Nil	Nil	Nil	0.18
TOTAL		9899658	56.93	3000000	30.30	17.25	Nil	Nil	Nil	Nil	56.93

(*) The term "encumbrance" has the same meaning as assigned to it in regulation 28(3) of the SAST Regulations, 2011

Sr.No	Notes
1	
2	
3	
4	
5	
6	
7	
8	
9	




(I)(b)


Statement showing holding of securities (including shares, warrants, convertible securities) of persons belonging to the category "Promoter and Promoter Group"

Sl. No.	Name of the shareholder	Details of Shares held		Encumbered shares (*)			Details of warrants		Details of convertible securities		Total shares (including underlying shares assuming full conversion of warrants and convertible securities) as a % of diluted share capital
		Number of shares held	As a % of grand total (A)+(B)+(C)	No.	As a percentage	As a % of grand total (A)+(B)+(C) of sub-clause (I)(a)	Number of Warrants held	As a % total number of warrants of the same class	Number of convertible securities held	As a % total number of convertible securities of the same class	
(I)	(II)	(III)	(IV)	(V)	(VI)=(V)/(III)*100	(VII)	(VIII)	(IX)	(X)	(XI)	(XII)
1	SAMMIDI VEERA REDDY	1643795	9.45	Nil	Nil	Nil	Nil	Nil	Nil	Nil	9.45
2	SAMMIDI ARUNA	1369545	7.88	Nil	Nil	Nil	Nil	Nil	Nil	Nil	7.88
3	SAMMIDI RACHANA	1164280	6.70	1000000	85.89	Nil	Nil	Nil	Nil	Nil	6.70
4	SAMMIDI ANAND REDDY	1149527	6.61	1000000	86.99	Nil	Nil	Nil	Nil	Nil	6.61
5	SAMMIDI SREEKANTH REDDY	1085757	6.24	1000000	92.10	Nil	Nil	Nil	Nil	Nil	6.24
6	SAMMIDI VANAJATHA	990769	5.70	Nil	Nil	Nil	Nil	Nil	Nil	Nil	5.70
7	WUDARU MALATHI	755400	4.34	Nil	Nil	Nil	Nil	Nil	Nil	Nil	4.34
8	NADIKATTU MADHAVI	533800	3.07	Nil	Nil	Nil	Nil	Nil	Nil	Nil	3.07
9	PINGALI VENKATA NARASIMHA REDDY	2000	0.01	Nil	Nil	Nil	Nil	Nil	Nil	Nil	0.01
10	SAGARPRIYA HOUSING & INDUSTRIAL ENTERPRISES LIMITED	860000	4.95	Nil	Nil	Nil	Nil	Nil	Nil	Nil	4.95
11	ANDHRA PRADESH INDUSTRIAL DEVELOPMENT CORPORATION LIMITED	313285	1.80	Nil	Nil	Nil	Nil	Nil	Nil	Nil	1.80
12	PANCHAVATI POLYFIBRES LIMITED	31500	0.18	Nil	Nil	Nil	Nil	Nil	Nil	Nil	0.18
TOTAL		9899658	56.93	3000000	30.30	Nil	Nil	Nil	Nil	Nil	56.93


(*) The term "encumbrance" has the same meaning as assigned to it in regulation 28(3) of the SAST Regulations, 2011



(I)(c)(i) Statement showing holding of securities (including shares, warrants, convertible securities) of persons belonging to the category "Public" and holding more than 1% of the total number of shares								
Sr. No.	Name of the shareholder	Number of shares held	Shares as a percentage of total number of shares {i.e., Grand Total (A)+(B)+(C) indicated in Statement at para (I)(a) above}	Details of warrants		Details of convertible securities		Total shares (including underlying shares assuming full conversion of warrants and convertible securities) as a % of diluted share capital
				Number of warrants held	As a % total number of warrants of the same class	Number of convertible securities held	% w.r.t total number of convertible securities of the same class	
1	AVH RESOURCES INDIA PRIVATE LIMITED	3225211	19	Nil	Nil	Nil	Nil	19
2	TWINVEST FINANCIAL SERVICES LIMITED	813327	5	Nil	Nil	Nil	Nil	5
3	SBI INFRASTRUCTURE FUND	565862	3	Nil	Nil	Nil	Nil	3
4	SBI MAGNUM COMMA FUND	335000	2	Nil	Nil	Nil	Nil	2
5	SBI MAGNUM MULTICAP FUND	200000	1	Nil	Nil	Nil	Nil	1
6	KOTAK MAHINDRA (INTERNATIONAL) LIMITED	375000	2	Nil	Nil	Nil	Nil	2
	TOTAL	5514400	32	Nil	Nil	Nil	Nil	32




(l)(c)(ii) Statement showing holding of securities (including shares, warrants, convertible securities) of persons belonging to the category "Public" and holding more than 5% of the total number of shares								
Sr. No.	Name of the shareholder	Number of shares held	Shares as a percentage of total number of shares {i.e., Grand Total (A)+(B)+(C) indicated in Statement at para (l)(a) above}	Details of warrants		Details of convertible securities		Total shares (including underlying shares assuming full conversion of warrants and convertible securities) as a % of diluted share capital
				Number of warrants held	As a % total number of warrants of the same class	Number of convertible securities held	% w.r.t total number of convertible securities of the same class	
1	AVH RESOURCES INDIA PRIVATE LIMITED	3225211	18.55	Nil	Nil	Nil	Nil	18.55
TOTAL		3225211	18.55	Nil	Nil	Nil	Nil	18.55



(I)(d)

Statement showing details of locked-in shares

Sr. No.	Name of the shareholder	Number of locked-in shares	Locked-in shares as a percentage of total number of shares {i.e., Grand Total (A)+(B)+(C) indicated in Statement at para (I)(a) above}
NIL			



(II)(a) <u>Statement showing details of Depository Receipts (DRs)</u>				
Sr. No.	Type of outstanding DR (ADRs, GDRs, SDRs, etc.)	Number of outstanding DRs	Number of shares underlying outstanding DRs	Shares underlying outstanding DRs as a percentage of total number of shares {i.e., Grand Total (A)+(B)+(C) indicated in Statement at para (I)(a) above}
Nil				

(II)(b) <u>Statement showing holding of Depository Receipts (DRs), where underlying shares held</u>				
<u>by "promoter/promoter group" are in excess of 1% of the total number of shares</u>				
Sr. No.	Name of the DR Holder	Type of outstanding DR (ADRs, GDRs, SDRs, etc.)	Number of shares underlying outstanding DRs	Shares underlying outstanding DRs as a percentage of total number of shares {i.e., Grand Total (A)+(B)+(C) indicated in Statement at para (I)(a) above}
Nil				

