



Introductory sub-table (1)(a)			
Name of the Company:		SAGAR CEMENTS LIMITED	
Scrip Code, Name of the scrip, class of security:		NSE: SAGCEM - BSE: 502090 - EQUITY SHARES	
Quarter ended:		31st March 2013	
Partly paid-up shares:-	No. of partly paid-up shares	As a % of total no. of partly paid-up shares	As a % of total no. of shares of the company
Held by promoter/promoter group	Nil	Nil	Nil
Held by public	Nil	Nil	Nil
Total - D	Nil	Nil	Nil
Outstanding convertible securities:-	No. of outstanding securities	As a % of total no. of outstanding convertible securities	As a % of total no. of shares of the company, assuming full conversion of the convertible securities
Held by promoter/promoter group	Nil	Nil	Nil
Held by public	Nil	Nil	Nil
Total - E	Nil	Nil	Nil
Warrants:-	No. of warrants	As a % of total no. of warrants	As a % of total no. of shares of the company, assuming full conversion of warrants
Held by promoter/promoter group	Nil	Nil	Nil
Held by public	Nil	Nil	Nil
Total - F	Nil	Nil	Nil
Total paid-up capital of the company, assuming full conversion of warrants and convertible securities	Rs.173880140/- divided into 1,73,88,014 Equity Shares of Rs.10/- each		




Statement Showing Shareholding Pattern

Table (I)(a)

Category code	Category of Shareholder	Number of Shareholders	Total number of shares	Number of shares held in dematerialized form	Total shareholding as a percentage of total number of shares		Shares Pledged or otherwise encumbered	
					As a percentage of (A+B) ¹	As a percentage of (A+B+C)	Number of shares	As a percentage
(I)	(II)	(III)	(IV)	(V)	(VI)	(VII)	(VIII)	(IX)= (VIII)/(IV)*100
(A)	Shareholding of Promoter and Promoter Group ²							
1	Indian							
(a)	Individuals/ Hindu Undivided Family	9	8678608	8678608	49.91	49.91	Nil	Nil
(b)	Central Government/ State Government(s)							
(c)	Bodies Corporate	2	344785	344785	1.98	1.98	Nil	Nil
(d)	Financial Institutions/ Banks							
(e)	Any Others(Specify)							
	Sub Total(A)(1)	11	9023393	9023393	51.89	51.89	Nil	Nil
2	Foreign							
a	Individuals (Non-Residents Individuals/ Foreign Individuals)							
b	Bodies Corporate							



Category code	Category of Shareholder	Number of Shareholders	Total number of shares	Number of shares held in dematerialized form	Total shareholding as a percentage of total number of shares		Shares Pledged or otherwise encumbered	
					As a percentage of (A+B) ¹	As a percentage of (A+B+C)	Number of shares	As a percentage
c	Institutions							
d	Qualified Foreign Investor							
e	Any Others(Specify)							
	Sub Total(A)(2)							
	Total Shareholding of Promoter and Promoter Group (A)= (A)(1)+(A)(2)	11	9023393	9023393	51.89	51.89	Nil	Nil
(B)	Public shareholding							
1	Institutions							
(a)	Mutual Funds/ UTI	7	1288025	1286425	7.41	7.41	N.A.	N.A.
(b)	Financial Institutions / Banks	5	4050	100	0.02	0.02	N.A.	N.A.
(c)	Central Government/ State Government(s)							
(d)	Venture Capital Funds							
(e)	Insurance Companies							
(f)	Foreign Institutional Investors	1	3319	3319	0.02	0.02	N.A.	N.A.
(g)	Foreign Venture Capital Investors							



Category code	Category of Shareholder	Number of Shareholders	Total number of shares	Number of shares held in dematerialized form	Total shareholding as a percentage of total number of shares		Shares Pledged or otherwise encumbered	
					As a percentage of (A+B) ¹	As a percentage of (A+B+C)	Number of shares	As a percentage
(h)	Qualified Foreign Investor							
(i)	Any Other (specify)							
	Sub-Total (B)(1)	13	1295394	1289844	7.45	7.45	N.A.	N.A.
B 2	Non-institutions							
(a)	Bodies Corporate	138	4009714	4003538	23.06	23.06	N.A.	N.A.
(b)	Individuals							
I	Individuals -i. Individual shareholders holding nominal share capital up to Rs 1 lakh	7660	1340389	806877	7.71	7.71	N.A.	N.A.
II	ii. Individual shareholders holding nominal share capital in excess of Rs. 1 lakh.	8	669360	669360	3.85	3.85	N.A.	N.A.
(c)	NRIs	35	18820	15048	0.11	0.11	N.A.	N.A.
(c-i)	Foreign Corporate Body	1	1000000		5.75	5.75	N.A.	N.A.
(c-ii)	Hindu Undivided Families	64	30382	30382	0.17	0.17	N.A.	N.A.
(c-iii)	Clearing Members	13	562	562	0.00	0.00	N.A.	N.A.
							N.A.	N.A.
	Sub-Total (B)(2)	7919	7069227	5525767	40.66	40.66	N.A.	N.A.



Category code	Category of Shareholder	Number of Shareholders	Total number of shares	Number of shares held in dematerialized form	Total shareholding as a percentage of total number of shares		Shares Pledged or otherwise encumbered	
					As a percentage of (A+B) ¹	As a percentage of (A+B+C)	Number of shares	As a percentage
(B)	Total Public Shareholding (B)= (B)(1)+(B)(2)	7932	8364621	6815611	48.11	48.11	N.A.	N.A.
							N.A.	N.A.
	TOTAL (A)+(B)	7943	17388014	15839004	100.00	100.00	N.A.	N.A.
(C)	Shares held by Custodians and against which Depository Receipts have been issued	Nil	Nil	Nil	Nil	Nil	N.A.	N.A.
1	Promoter and Promoter Group	Nil	Nil	Nil	Nil	Nil	N.A.	N.A.
2	Public						N.A.	N.A.
	Sub-Total (C)	Nil	Nil	Nil	Nil	Nil	N.A.	N.A.
	GRAND TOTAL (A)+(B)+(C)	7943	17388014	15839004	100.00	100.00	N.A.	N.A.





(1)(b)

Statement showing holding of securities (including shares, warrants, convertible securities) of persons belonging to the category "Promoter and Promoter Group"

Sr. No.	Name of the shareholder	Details of Shares held		Encumbered shares (*)			Details of warrants		Details of convertible securities		Total shares (including underlying shares assuming full conversion of warrants and convertible securities) as a % of diluted share capital
		Number of shares held	As a % of grand total (A) +(B) +(C)	No.	As a percentage	As a % of grand total (A)+(B)+(C) of sub-clause (I)(a)	Number of warrants held	As a % total number of warrants of the same class	Number of convertible securities held	As a % total number of convertible securities of the same class	
(I)	(II)	(III)	(IV)	(V)	(VI)=(V)/(III) * 100	(VII)	(VIII)	(IX)	(X)	(XI)	(XII)
1	S VEERA REDDY	1643795	9.45	Nil	Nil	Nil	Nil	Nil	Nil	Nil	9.45
2	S ARUNA	1369545	7.88	Nil	Nil	Nil	Nil	Nil	Nil	Nil	7.88
3	S RACHANA	1153230	6.63	Nil	Nil	Nil	Nil	Nil	Nil	Nil	6.63
4	S ANAND REDDY	1142312	6.57	Nil	Nil	Nil	Nil	Nil	Nil	Nil	6.57
5	SREEKANTH REDDY SAMMIDI	1085757	6.24	Nil	Nil	Nil	Nil	Nil	Nil	Nil	6.24
6	S VANAJATHA	990769	5.70	Nil	Nil	Nil	Nil	Nil	Nil	Nil	5.70
7	W MALATHI	755400	4.34	Nil	Nil	Nil	Nil	Nil	Nil	Nil	4.34
8	N MADHAVI	533800	3.07	Nil	Nil	Nil	Nil	Nil	Nil	Nil	3.07
9	P V NARSIMHA REDDY	4000	0.02	Nil	Nil	Nil	Nil	Nil	Nil	Nil	0.02
10	ANDHRA PRADESH INDUSTRIAL DEVELOPMENT CORPORATION LTD	313285	1.80	Nil	Nil	Nil	Nil	Nil	Nil	Nil	1.80
11	PANCHAVATI POLYFIBRES LTD	31500	0.18	Nil	Nil	Nil	Nil	Nil	Nil	Nil	0.18
TOTAL		9023393	51.89	Nil	Nil	Nil	Nil	Nil	Nil	Nil	51.89

(*) The term "encumbrance" has the same meaning as assigned to it in regulation 28(3) of the SAST Regulations, 2011




(I)(c)(i) Statement showing holding of securities (including shares, warrants, convertible securities) of persons belonging to the category "Public" and holding more than 1% of the total number of shares								
Sr. No.	Name of the shareholder	Number of shares held	Shares as a percentage of total number of shares (i.e., Grand Total (A)+(B)+(C))	Details of warrants		Details of convertible securities		Total shares (including underlying shares assuming full conversion of warrants and convertible securities) as a % of diluted share capital
				Number of warrants held	As a % total number of warrants of the same class	Number of convertible securities held	% w.r.t total number of convertible securities of the same class	
1	AVH RESOURCES INDIA PRIVATE LIMITED	2727032	15.68					15.68
2	TWINVEST FINANCIAL SERVICES LIMITED	1142985	6.57					6.57
3	PARFICIM S.A.S	1000000	5.75					5.75
4	SBI MAGNUM SECTOR FUNDS UMBRELLA-EMERGING BUSINESS FUND	770000	4.43					4.43
5	MOTILAL GOPILAL OSWAL .	502667	2.89					2.89
6	SBI MAGNUM COMMA FUND	516325	2.97					2.97
TOTAL		6659009	38.30					38.30



(I)(c)(ii)

Statement showing holding of securities (including shares, warrants, convertible securities) of persons (together with PAC) belonging to the category "Public" and holding more than 5% of the total number of shares of the company

Sr. No.		Number of shares	Shares as a percentage of total number of shares i.e., Grand Total (A)+(B)+(C) indicated in	Details of warrants		Details of convertible		Total shares (including underlying shares assuming full conversion of warrants and
				Number of warrants	As a % total number of warrants of the same class	Number of convertible securities held	% w.r.t total number of convertible securities of the same class	
1	AVH RESOURCES INDIA PRIVATE LIMITED	2727032	15.68					15.68
2	TWINVEST FINANCIAL SERVICES LIMITED	1142985	6.57					6.57
3	PARFICIM S.A.S	1000000	5.75					5.75
TOTAL		4870017	28.00					28.00



(I)(d)

Statement showing details of locked-in shares

Sr. No.	Name of the shareholder	Number of locked in shares	Locked-in shares as a percentage of total number of shares {i.e., Grand Total (A)+(B)+(C) indicated in Statement at para (I)(a) above}
NIL			



(II)(a)

Statement showing details of Depository Receipts (DRs)

Sr. No.	Type of outstanding DR (ADRs, GDRs, SDRs, etc.)	Number of outstanding DRs	Number of shares underlying outstanding DRs	Shares underlying outstanding DRs as a percentage of total number of shares {i.e., Grand Total (A)+(B)+(C) indicated in Statement at para (I)(a) above}
Nil				

(II)(b)

Statement showing holding of Depository Receipts (DRs), where underlying shares held by "promoter/promoter group" are in excess of 1% of the total number of shares

Sr. No.	Name of the DR Holder	Type of outstanding DR (ADRs, GDRs, SDRs, etc.)	Number of shares underlying outstanding DRs	Shares underlying outstanding DRs as a percentage of total number of shares {i.e., Grand Total (A)+(B)+(C) indicated in Statement at para (I)(a) above}
Nil				

