



| Introductory sub-table (I)(a) | | | |
|---|---|---|--|
| Name of the Company: | | SAGAR CEMENTS LIMITED | |
| Scrip Code, Name of the scrip, class of security: | | NSE: SAGCEM - BSE: 502090 - EQUITY SHARES | |
| Quarter ended: | | 31st December 2013 | |
| Partly paid-up shares:- | No. of partly paid-up shares | As a % of total no. of partly paid-up shares | As a % of total no. of shares of the company |
| Held by promoter/promoter group | Nil | Nil | Nil |
| Held by public | Nil | Nil | Nil |
| Total - D | Nil | Nil | Nil |
| Outstanding convertible securities:- | No. of outstanding securities | As a % of total no. of outstanding convertible securities | As a % of total no. of shares of the company, assuming full conversion of the convertible securities |
| Held by promoter/promoter group | Nil | Nil | Nil |
| Held by public | Nil | Nil | Nil |
| Total - E | Nil | Nil | Nil |
| Warrants:- | No. of warrants | As a % of total no. of warrants | As a % of total no. of shares of the company, assuming full conversion of warrants |
| Held by promoter/promoter group | Nil | Nil | Nil |
| Held by public | Nil | Nil | Nil |
| Total - F | Nil | Nil | Nil |
| Total paid-up capital of the company, assuming full conversion of warrants and convertible securities | Rs.173880140/- divided into 1,73,88,014 Equity Shares of Rs.10/- each | | |



Statement Showing Shareholding Pattern

Table (I)(a)


| Category code | Category of Shareholder | Number of Shareholders | Total number of shares | Number of shares held in dematerialized form | Total shareholding as a percentage of total number of shares | | Shares Pledged or otherwise encumbered | |
|---------------|--|------------------------|------------------------|--|--|----------------------------|--|--------------------------|
| | | | | | As a percentage of (A+B) ¹ | As a percentage of (A+B+C) | Number of shares | As a percentage |
| (I) | (II) | (III) | (IV) | (V) | (VI) | (VII) | (VIII) | (IX)= (VIII)/(IV)*100 |
| (A) | Shareholding of Promoter and Promoter Group ² | | | | | | | |
| 1 | Indian | | | | | | | |
| (a) | Individuals/ Hindu Undivided Family | 9 | 8690514 | 8690514 | 49.98 | 49.98 | Nil | Nil |
| (b) | Central Government/ State Government(s) | | | | | | | |
| (c) | Bodies Corporate | 2 | 344785 | 344785 | 1.98 | 1.98 | Nil | Nil |
| (d) | Financial Institutions/ Banks | | | | | | | |
| (e) | Any Others(Specify) | | | | | | | |
| | Sub Total(A)(1) | 11 | 9035299 | 9035299 | 51.96 | 51.96 | Nil | Nil |
| 2 | Foreign | | | | | | | |
| a | Individuals (Non-Residents Individuals/ Foreign Individuals) | | | | | | | |
| b | Bodies Corporate | | | | | | | |
| c | Institutions | | | | | | | |
| d | Qualified Foreign Investor | | | | | | | |
| e | Any Others(Specify) | | | | | | | |
| | Sub Total(A)(2) | 0 | 0 | 0 | 0.00 | 0 | | |




| Category code | Category of Shareholder | Number of Shareholders | Total number of shares | Number of shares held in dematerialized form | Total shareholding as a percentage of total number of shares | | Shares Pledged or otherwise encumbered | |
|---------------|---|------------------------|------------------------|--|--|----------------------------|--|-----------------|
| | | | | | As a percentage of (A+B) ¹ | As a percentage of (A+B+C) | Number of shares | As a percentage |
| | Total Shareholding of Promoter and Promoter Group (A)= (A)(1)+(A)(2) | 11 | 9035299 | 9035299 | 51.96 | 51.96 | Nil | Nil |
| (B) | Public shareholding | | | | | | | |
| 1 | Institutions | | | | | | | |
| (a) | Mutual Funds/ UTI | 7 | 1337291 | 1335691 | 7.69 | 7.69 | N.A. | N.A. |
| (b) | Financial Institutions / Banks | 5 | 4050 | 100 | 0.02 | 0.02 | N.A. | N.A. |
| (c) | Central Government/ State Government(s) | | | | | | | |
| (d) | Venture Capital Funds | | | | | | | |
| (e) | Insurance Companies | | | | | | | |
| (f) | Foreign Institutional Investors | | | | | | N.A. | N.A. |
| (g) | Foreign Venture Capital Investors | | | | | | | |
| (h) | Qualified Foreign Investor | | | | | | | |
| (i) | Any Other (specify) | | | | | | | |
| | Sub-Total (B)(1) | 12 | 1341341 | 1335791 | 7.71 | 7.71 | N.A. | N.A. |
| B 2 | Non-institutions | | | | | | | |
| (a) | Bodies Corporate | 139 | 4499715 | 4493639 | 25.88 | 25.88 | N.A. | N.A. |
| (b) | Individuals | | | | | | | |
| I | Individuals -i. Individual shareholders holding nominal share capital up to Rs 1 lakh | 7490 | 1295419 | 770332 | 7.45 | 7.45 | N.A. | N.A. |



| Category code | Category of Shareholder | Number of Shareholders | Total number of shares | Number of shares held in dematerialized form | Total shareholding as a percentage of total number of shares | | Shares Pledged or otherwise encumbered | |
|---------------|--|------------------------|------------------------|--|--|----------------------------|--|-----------------|
| | | | | | As a percentage of (A+B) ¹ | As a percentage of (A+B+C) | Number of shares | As a percentage |
| II | ii. Individual shareholders holding nominal share capital in excess of Rs. 1 lakh. | 7 | 166693 | 166693 | 0.96 | 0.96 | N.A. | N.A. |
| (c) | NRIs | 34 | 18333 | 14561 | 0.11 | 0.11 | N.A. | N.A. |
| (c-i) | Foreign Corporate Body | 1 | 1000000 | | 5.75 | 5.75 | N.A. | N.A. |
| (c-ii) | Hindu Undivided Families | 63 | 30831 | 30831 | 0.18 | 0.18 | N.A. | N.A. |
| (c-iii) | Clearing Members | 7 | 383 | 383 | 0.00 | 0.00 | N.A. | N.A. |
| | Sub-Total (B)(2) | 7741 | 7011374 | 5476439 | 40.32 | 40.32 | N.A. | N.A. |
| (B) | Total Public Shareholding (B)= (B)(1)+(B)(2) | 7753 | 8352715 | 6812230 | 48.04 | 48.04 | N.A. | N.A. |
| | TOTAL (A)+(B) | 7764 | 17388014 | 15847529 | 100.00 | 100.00 | N.A. | N.A. |
| (C) | Shares held by Custodians and against which Depository Receipts have been issued | | | | | | | |
| 1 | Promoter and Promoter Group | 0 | 0 | 0 | 0 | 0 | N.A. | N.A. |
| 2 | Public | 0 | 0 | 0 | 0 | 0 | N.A. | N.A. |
| | Sub-Total (C) | 0 | 0 | 0 | 0 | 0 | N.A. | N.A. |
| | GRAND TOTAL (A)+(B)+(C) | 7764 | 17388014 | 15847529 | 100.00 | 100.00 | N.A. | N.A. |



| Sr.No | Notes |
|-------|-------|
| 1 | |
| 2 | |
| 3 | |
| 4 | |
| 5 | |
| 6 | |
| 7 | |
| 8 | |
| 9 | |

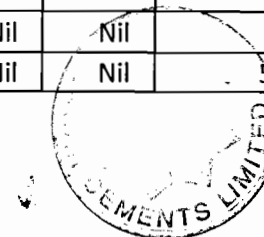


(l)(b)


Statement showing holding of securities (including shares, warrants, convertible securities) of persons belonging to the category "Promoter and Promoter Group"

| Sl. No. | Name of the shareholder | Details of Shares held | | Encumbered shares (*) | | | Details of warrants | | | | Total shares (including underlying shares assuming full conversion of warrants and convertible securities) as a % of diluted share capital |
|---------|---|------------------------|-----------------------------------|-----------------------|---------------------------------|--|-------------------------|---|---------------------------------------|---|--|
| | | Number of shares held | As a % of grand total (A)+(B)+(C) | No. | As a percentage | As a % of grand total (A)+(B)+(C) of sub-clause (I)(a) | Number of Warrants held | As a % total number of warrants of the same class | Number of convertible securities held | As a % total number of convertible securities of the same class | |
| (I) | (II) | (III) | (IV) | (V) | $\frac{(VI)=(V)/(I)}{II} * 100$ | (VII) | (VIII) | (IX) | (X) | (XI) | (XII) |
| 1 | S VEERA REDDY | 1643795 | 9.45 | Nil | Nil | Nil | Nil | Nil | Nil | Nil | 9.45 |
| 2 | S ARUNA | 1369545 | 7.88 | Nil | Nil | Nil | Nil | Nil | Nil | Nil | 7.88 |
| 3 | S RACHANA | 1162535 | 6.69 | Nil | Nil | Nil | Nil | Nil | Nil | Nil | 6.69 |
| 4 | S ANAND REDDY | 1144913 | 6.58 | Nil | Nil | Nil | Nil | Nil | Nil | Nil | 6.58 |
| 5 | SREEKANTH REDDY SAMMIDI | 1085757 | 6.24 | Nil | Nil | Nil | Nil | Nil | Nil | Nil | 6.24 |
| 6 | S VANAJATHA | 990769 | 5.70 | Nil | Nil | Nil | Nil | Nil | Nil | Nil | 5.70 |
| 7 | W MALATHI | 755400 | 4.34 | Nil | Nil | Nil | Nil | Nil | Nil | Nil | 4.34 |
| 8 | N MADHAVI | 533800 | 3.07 | Nil | Nil | Nil | Nil | Nil | Nil | Nil | 3.07 |
| 9 | P V NARSIMHA REDDY | 4000 | 0.02 | Nil | Nil | Nil | Nil | Nil | Nil | Nil | 0.02 |
| 10 | ANDHRA PRADESH INDUSTRIAL DEVELOPMENT CORPORATION LTD | 313285 | 1.80 | Nil | Nil | Nil | Nil | Nil | Nil | Nil | 1.80 |
| 11 | PANCHAVATI POLYFIBRES LTD | 31500 | 0.18 | Nil | Nil | Nil | Nil | Nil | Nil | Nil | 0.18 |
| | TOTAL | 9035299 | 51.96 | Nil | Nil | Nil | Nil | Nil | Nil | Nil | 51.96 |

(*) The term "encumbrance" has the same meaning as assigned to it in regulation 28(3) of the SAST Regulations, 2011



| (I)(c)(i) | Statement showing holding of securities (including shares, warrants, convertible securities) of persons belonging to the category "Public" and holding more than 1% of the total number of shares | | | | | | | |
|-----------|---|-----------------------|--|-------------------------|---|---------------------------------------|--|--|
| Sr. No. | Name of the shareholder | Number of shares held | Shares as a percentage of total number of shares {i.e., Grand Total (A)+(B)+(C) indicated in Statement at para (I)(a) above} | Details of warrants | | Details of convertible securities | | Total shares (including underlying shares assuming full conversion of warrants and convertible securities) as a % of diluted share capital |
| | | | | Number of warrants held | As a % total number of warrants of the same class | Number of convertible securities held | % w.r.t total number of convertible securities of the same class | |
| 1 | AVH RESOURCES INDIA PRIVATE LIMITED | 3225211 | 18.55 | Nil | Nil | Nil | Nil | 18.55 |
| 2 | TWINVEST FINANCIAL SERVICES LIMITED | 1142985 | 6.57 | Nil | Nil | Nil | Nil | 6.57 |
| 3 | PARFICIM S.A.S | 1000000 | 5.75 | Nil | Nil | Nil | Nil | 5.75 |
| 4 | SBI EMERGING BUSINESSES FUND | 789569 | 4.54 | Nil | Nil | Nil | Nil | 4.54 |
| 5 | SBI MAGNUM COMMA FUND | 546022 | 3.14 | Nil | Nil | Nil | Nil | 3.14 |
| TOTAL | | 6703787 | 38.55 | Nil | Nil | Nil | Nil | 38.55 |



| (I)(c)(ii) | Statement showing holding of securities (including shares, warrants, convertible securities) of persons belonging to the category "Public" and holding more than 5% of the total number of shares | | | | | | | |
|------------|---|-----------------------|--|-------------------------|---|---------------------------------------|--|--|
| Sr. No. | Name of the shareholder | Number of shares held | Shares as a percentage of total number of shares (i.e., Grand Total (A)+(B)+(C) indicated in Statement at para (I)(a) above) | Details of warrants | | Details of convertible securities | | Total shares (including underlying shares assuming full conversion of warrants and convertible securities) as a % of diluted share capital |
| | | | | Number of warrants held | As a % total number of warrants of the same class | Number of convertible securities held | % w.r.t total number of convertible securities of the same class | |
| 1 | AVH RESOURCES INDIA PRIVATE LIMITED | 3225211 | 18.55 | | | | | 18.55 |
| 2 | TWINVEST FINANCIAL SERVICES LIMITED | 1142985 | 6.57 | | | | | 6.57 |
| 3 | PARFICIM S.A.S | 1000000 | 5.75 | | | | | 5.75 |
| TOTAL | | 5368196 | 30.87 | | | | | 30.87 |



(I)(d)

Statement showing details of locked-in shares

| Sr. No. | Name of the shareholder | Number of locked-in shares | Locked-in shares as a percentage of total number of shares {i.e., Grand Total (A)+(B)+(C) indicated in Statement at para (I)(a) above} |
|---------|-------------------------|----------------------------|--|
| NIL | | | |



(II)(a)

Statement showing details of Depository Receipts (DRs)

| Sr. No. | Type of outstanding DR (ADRs, GDRs, SDRs, etc.) | Number of outstanding DRs | Number of shares underlying outstanding DRs | Shares underlying outstanding DRs as a percentage of total number of shares {i.e., Grand Total (A)+(B)+(C) indicated in Statement at para (I)(a) above} |
|---------|---|---------------------------|---|---|
| Nil | | | | |

(II)(b)

Statement showing holding of Depository Receipts (DRs), where underlying shares held by "promoter/promoter group" are in excess of 1% of the total number of shares

| Sr. No. | Name of the DR Holder | Type of outstanding DR (ADRs, GDRs, SDRs, etc.) | Number of shares underlying outstanding DRs | Shares underlying outstanding DRs as a percentage of total number of shares {i.e., Grand Total (A)+(B)+(C) indicated in Statement at para (I)(a) above} |
|---------|-----------------------|---|---|---|
| Nil | | | | |

