

| Introductory sub-table (I)(a)   |   |   |  |
|---|---|---|--|
| Name of the Company:  |   | SAGAR CEMENTS LIMITED                                     |  |
| Scrip Code, Name of the scrip, class of security:   |   | NSE: SAGCEM - BSE: 502090 - EQUITY SHARES                 |  |
| Quarter ended:  |   | 31st March 2015   |  |
| Partly paid-up shares:-   | No. of partly paid-up shares  | As a % of total no. of partly paid-up shares              | As a % of total no. of shares of the company   |
| Held by promoter/promoter group   | Nil   | Nil   | Nil  |
| Held by public  | Nil   | Nil   | Nil  |
| Total   | Nil   | Nil   | Nil  |
| Outstanding convertible securities:-  | No. of outstanding securities   | As a % of total no. of outstanding convertible securities | As a % of total no. of shares of the company, assuming full conversion of the convertible securities |
| Held by promoter/promoter group   | Nil   | Nil   | Nil  |
| Held by public  | Nil   | Nil   | Nil  |
| Total   | Nil   | Nil   | Nil  |
| Warrants:-  | No. of warrants   | As a % of total no. of warrants                           | As a % of total no. of shares of the company, assuming full conversion of warrants                   |
| Held by promoter/promoter group   | Nil   | Nil   | Nil  |
| Held by public  | Nil   | Nil   | Nil  |
| Total   | Nil   | Nil   | Nil  |
| Total paid-up capital of the company, assuming full conversion of warrants and convertible securities | Rs.173880140/- divided into 1,73,88,014 Equity Shares of Rs.10/- each |   |  |




## Statement Showing Shareholding Pattern

Table (I)(a)


| Category code | Category of Shareholder   | Number of Shareholders | Total number of shares | Number of shares held in dematerialized form | Total shareholding as a percentage of total number of shares |                                     | Shares Pledged or otherwise encumbered |                          |
|---------------|---|------------------------|------------------------|--|--|-------------------------------------|--|--------------------------|
|               |   |                        |                        |  | As a percentage of (A+B) <sup>1</sup><br>(VI)                | As a percentage of (A+B+C)<br>(VII) | Number of shares<br>(VIII)             | As a percentage<br>(IX)= |
| (I)           | (II)  | (III)                  | (IV)                   | (V)  | (VI)   | (VII)                               | (VIII)                                 | (IX)=                    |
| (A)           | Shareholding of Promoter and Promoter Group <sup>2</sup>                |                        |                        |  |  |                                     |  |                          |
| 1             | Indian  |                        |                        |  |  |                                     |  |                          |
| (a)           | Individuals/ Hindu Undivided Family                                     | 9                      | 8694873                | 8694873                                      | 50.00  | 50.00                               | Nil                                    | Nil                      |
| (b)           | Central Government/ State Government(s)                                 |                        |                        |  |  |                                     |  |                          |
| (c)           | Bodies Corporate  | 3                      | 1204785                | 1204785                                      | 6.93   | 6.93                                | Nil                                    | Nil                      |
| (d)           | Financial Institutions/ Banks   |                        |                        |  |  |                                     |  |                          |
| (e)           | Any Others(Specify)   |                        |                        |  |  |                                     |  |                          |
| 2             | Sub Total(A)(1)<br>Foreign  | 12                     | 9899658                | 9899658                                      | 56.93  | 56.93                               | Nil                                    | Nil                      |
| a             | Individuals (Non-Residents<br>Individuals/<br>Foreign Individuals)      |                        |                        |  |  |                                     |  |                          |
| b             | Bodies Corporate  |                        |                        |  |  |                                     |  |                          |
| c             | Institutions  |                        |                        |  |  |                                     |  |                          |
| d             | Qualified Foreign Investor  |                        |                        |  |  |                                     |  |                          |
| e             | Any Others(Specify)   |                        |                        |  |  |                                     |  |                          |
|               | Sub Total(A)(2)   | 0                      | 0                      | 0  | 0.00   | 0.00                                | Nil                                    | Nil                      |
|               | Total Shareholding of Promoter and Promoter Group (A)=<br>(A)(1)+(A)(2) | 12                     | 9899658                | 9899658                                      | 56.93  | 56.93                               |  |                          |




| Category code | Category of Shareholder   | Number of Shareholders | Total number of shares | Number of shares held in dematerialized form | Total shareholding as a percentage of total number of shares |                            | Shares Pledged or otherwise encumbered |                 |
|---------------|---|------------------------|------------------------|--|--|----------------------------|--|-----------------|
|               |   |                        |                        |  | As a percentage of (A+B) <sup>1</sup>                        | As a percentage of (A+B+C) | Number of shares                       | As a percentage |
| (B)           | Public shareholding   |                        |                        |  |  |                            |  |                 |
| 1             | Institutions  |                        |                        |  |  |                            |  |                 |
| (a)           | Mutual Funds/ UTI   | 7                      | 1253885                | 1252285                                      | 7.21   | 7.21                       | N.A.                                   | N.A.            |
| (b)           | Financial Institutions/ Banks   | 5                      | 4050                   | 100  | 0.02   | 0.02                       | N.A.                                   | N.A.            |
| (c)           | Central Government/ State Government(s)   |                        |                        |  |  |                            |  |                 |
| (d)           | Venture Capital Funds   |                        |                        |  |  |                            |  |                 |
| (e)           | Insurance Companies   |                        |                        |  |  |                            |  |                 |
| (f)           | Foreign Institutional Investors   | 1                      | 375000                 | 375000                                       | 2.16   | 2.16                       | N.A.                                   | N.A.            |
| (g)           | Foreign Venture Capital Investors   |                        |                        |  |  |                            |  |                 |
| (h)           | Qualified Foreign Investor  |                        |                        |  |  |                            |  |                 |
| (i)           | Any Other - Trust   | 1                      | 300                    | 300  |  |                            |  |                 |
|               | Sub-Total (B)(1)  | 14                     | 1633235                | 1627685                                      | 9.39   | 9.39                       | N.A.                                   | N.A.            |
| B 2           | Non-institutions  |                        |                        |  |  |                            |  |                 |
| (a)           | Bodies Corporate  | 154                    | 4392821                | 4386745                                      | 25.20  | 25.20                      | N.A.                                   | N.A.            |
| (b)           | Individuals   |                        |                        |  |  |                            |  |                 |
| I             | Individuals -i. Individual shareholders holding nominal share capital up to Rs 1 lakh | 7163                   | 12222965               | 716055                                       | 7.17   | 7.17                       | N.A.                                   | N.A.            |
| II            | ii. Individual shareholders holding nominal share capital in excess of Rs. 1 lakh.    | 8                      | 170943                 | 170943                                       | 0.97   | 0.97                       | N.A.                                   | N.A.            |
| (c)           | NRIs  | 34                     | 41253                  | 37481  | 0.20   | 0.20                       |  |                 |



| Category code | Category of Shareholder  | Number of Shareholders | Total number of shares | Number of shares held in dematerialized form | Total shareholding as a percentage of total number of shares |                            | Shares Pledged or otherwise encumbered |                 |      |
|---------------|--|------------------------|------------------------|--|--|----------------------------|--|-----------------|------|
|               |  |                        |                        |  | As a percentage of (A+B) <sup>1</sup>                        | As a percentage of (A+B+C) | Number of shares                       | As a percentage |      |
| (c-i)         | Foreign Corporate Body   |                        |                        |  |  |                            |  | N.A.            | N.A. |
| (c-ii)        | Hindu Undivided Families   | 64                     | 26202                  | 26202  | 0.14   | 0.14                       |  | N.A.            | N.A. |
| (c-iii)       | Clearing Members   | 16                     | 937                    | 937  | 0.00   | 0.00                       |  | N.A.            | N.A. |
|               | Sub-Total (B)(2)   | 7439                   | 5855121                | 5338363                                      | 33.68  | 33.68                      |  | N.A.            | N.A. |
| (B)           | Total Public Shareholding (B) = (B)(1)+(B)(2)                                    | 7453                   | 7488356                | 6966048                                      | 43.07  | 43.07                      |  | N.A.            | N.A. |
|               | TOTAL (A)+(B)  | 7465                   | 17388014               | 16865706                                     | 100.00   | 100.00                     |  | N.A.            | N.A. |
| (C)           | Shares held by Custodians and against which Depository Receipts have been issued | Nil                    | Nil                    | Nil  | Nil  | Nil                        |  | Nil             | Nil  |
| 1             | Promoter and Promoter Group  |                        |                        |  |  |                            |  | N.A.            | N.A. |
| 2             | Public   | 0                      | 0                      | 0  | 0  | 0                          |  | N.A.            | N.A. |
|               | Sub-Total (C)  | 0                      | 0                      | 0  | 0  | 0                          |  | N.A.            | N.A. |
|               | GRAND TOTAL (A)+(B)+(C)  | 7465                   | 17388014               | 16865706                                     | 100.00   | 100.00                     |  | N.A.            | N.A. |



| Sr.No | Notes |
|-------|-------|
| 1     |       |
| 2     |       |
| 3     |       |
| 4     |       |
| 5     |       |
| 6     |       |
| 7     |       |
| 8     |       |
| 9     |       |




(1)(b) Statement showing holding of securities (including shares, warrants, convertible securities) of persons belonging to the category "Promoter and Promoter Group"

| Sl. No. | Name of the shareholder                                   | Details of Shares held |                                   |     | Encumbered shares (*) |  |                         | Details of warrants                               |                                       | Details of convertible securities                               |       | Total shares (including underlying shares assuming full conversion of warrants and convertible securities) as a % of diluted share capital |
|---------|---|------------------------|-----------------------------------|-----|-----------------------|--|-------------------------|---|---------------------------------------|---|-------|--|
|         |   | Number of shares held  | As a % of grand total (A)+(B)+(C) | No. | As a percentage       | As a % of grand total (A)+(B)+(C) of sub-clause (i)(a) | Number of Warrants held | As a % total number of warrants of the same class | Number of convertible securities held | As a % total number of convertible securities of the same class |       |  |
| (i)     | (ii)  | (iii)                  | (iv)                              | (v) | (vi)=(v)/(iii)*100    | (vii)  | (viii)                  | (ix)  | (x)                                   | (xi)  | (xii) |  |
| 1       | SAMMIDI VEERA REDDY                                       | 1643795                | 9.45                              | Nil | Nil                   | Nil  | Nil                     | Nil   | Nil                                   | Nil   | 9.45  |  |
| 2       | SAMMIDI ARUNA   | 1369545                | 7.88                              | Nil | Nil                   | Nil  | Nil                     | Nil   | Nil                                   | Nil   | 7.88  |  |
| 3       | SAMMIDI RACHANA   | 1164280                | 6.70                              | Nil | Nil                   | Nil  | Nil                     | Nil   | Nil                                   | Nil   | 6.70  |  |
| 4       | SAMMIDI ANAND REDDY                                       | 1149527                | 6.61                              | Nil | Nil                   | Nil  | Nil                     | Nil   | Nil                                   | Nil   | 6.61  |  |
| 5       | SAMMIDI SREEKANTH REDDY                                   | 1085757                | 6.24                              | Nil | Nil                   | Nil  | Nil                     | Nil   | Nil                                   | Nil   | 6.24  |  |
| 6       | SAMMIDI VANAJATHA   | 990769                 | 5.70                              | Nil | Nil                   | Nil  | Nil                     | Nil   | Nil                                   | Nil   | 5.70  |  |
| 7       | WUDARU MALATHI  | 755400                 | 4.34                              | Nil | Nil                   | Nil  | Nil                     | Nil   | Nil                                   | Nil   | 4.34  |  |
| 8       | NADIKATTU MADHAVI   | 533800                 | 3.07                              | Nil | Nil                   | Nil  | Nil                     | Nil   | Nil                                   | Nil   | 3.07  |  |
| 9       | PINGALI VENKATA NARASIMHA REDDY                           | 2000                   | 0.01                              | Nil | Nil                   | Nil  | Nil                     | Nil   | Nil                                   | Nil   | 0.01  |  |
| 10      | SAGARPRIYA HOUSING & INDUSTRIAL ENTERPRISES LIMITED       | 860000                 | 4.95                              | Nil | Nil                   | Nil  | Nil                     | Nil   | Nil                                   | Nil   | 4.95  |  |
| 11      | ANDHRA PRADESH INDUSTRIAL DEVELOPMENT CORPORATION LIMITED | 313285                 | 1.80                              | Nil | Nil                   | Nil  | Nil                     | Nil   | Nil                                   | Nil   | 1.80  |  |
| 12      | PANCHAVATI POLYFIBRES LIMITED                             | 31500                  | 0.18                              | Nil | Nil                   | Nil  | Nil                     | Nil   | Nil                                   | Nil   | 0.18  |  |
|         | TOTAL   | 9899658                | 56.93                             | Nil | Nil                   | Nil  | Nil                     | Nil   | Nil                                   | Nil   | 56.93 |  |

(\*) The term "encumbrance" has the same meaning as assigned to it in regulation 28(3) of the SAST Regulations, 2011



| (l)(c)(i) |  | Statement showing holding of securities (including shares, warrants, convertible securities) of persons belonging to the category "Public" and holding more than 1% of the total number of shares |  |                         |   |                                       |  |  |
|-----------|--|---|--|-------------------------|---|---------------------------------------|--|--|
| Sr. No.   | Name of the shareholder                | Number of shares held   | Shares as a percentage of total number of shares {i.e., Grand Total (A)+(B)+(C) indicated in Statement at para (l)(a) above} | Details of warrants     |   | Details of convertible securities     |  | Total shares (including underlying shares assuming full conversion of warrants and convertible securities) as a % of diluted share capital |
|           |  |   |  | Number of warrants held | As a % total number of warrants of the same class | Number of convertible securities held | % w.r.t total number of convertible securities of the same class |  |
| 1         | AVH RESOURCES INDIA PRIVATE LIMITED    | 3225211   | 19   | Nil                     | Nil   | Nil                                   | Nil  | 19   |
| 2         | TWINVEST FINANCIAL SERVICES LIMITED    | 813327  | 5  | Nil                     | Nil   | Nil                                   | Nil  | 5  |
| 3         | SBI EMERGING BUSINESSES FUND           | 765862  | 4  | Nil                     | Nil   | Nil                                   | Nil  | 4  |
| 4         | SBI MAGNUM COMMA FUND                  | 486323  | 3  | Nil                     | Nil   | Nil                                   | Nil  | 3  |
| 5         | KOTAK MAHINDRA (INTERNATIONAL) LIMITED | 375000  | 2  |                         |   |                                       |  | 2  |
| TOTAL     |  | 5665723   | 33   | Nil                     | Nil   | Nil                                   | Nil  | 33   |



| (1)(c)(ii) | Statement showing holding of securities (including shares, warrants, convertible securities) of persons belonging to the category "Public" and holding more than 5% of the total number of shares |                       |  |                         |   |                                       |  |  |
|------------|---|-----------------------|--|-------------------------|---|---------------------------------------|--|--|
| Sr. No.    | Name of the shareholder   | Number of shares held | Shares as a percentage of total number of shares {i.e., Grand Total (A)+(B)+(C) indicated in Statement at para (1)(a) above} | Details of warrants     |   | Details of convertible securities     |  | Total shares (including underlying shares assuming full conversion of warrants and convertible securities) as a % of diluted share capital |
| 1          | AVH RESOURCES INDIA PRIVATE LIMITED   | 3225211               | 18.55  | Number of warrants held | As a % total number of warrants of the same class | Number of convertible securities held | % w.r.t total number of convertible securities of the same class | 18.55  |
| TOTAL      |   | 3225211               | 18.55  | Nil                     | Nil   | Nil                                   | Nil  | 18.55  |





(1)(d)

Statement showing details of locked-in shares

| Sr. No. | Name of the shareholder | Number of locked-in shares | Locked-in shares as a percentage of total number of shares {i.e., Grand Total (A)+(B)+(C) indicated in Statement at para (1)(a) above} |
|---------|-------------------------|----------------------------|--|
| NIL     |                         |                            |  |



| Statement showing details of Depository Receipts (DRs) |  |                              |  |
|--|--|------------------------------|--|
| (II)(a)  |  |                              |  |
| Sr. No.  | Type of outstanding DR<br>(ADRs, GDRs, SDRs, etc.) | Number of outstanding<br>DRs | Number of shares underlying<br>outstanding DRs   |
|  |  |                              | Shares underlying outstanding DRs as a<br>percentage of total number of shares {i.e.,<br>Grand Total (A)+(B)+(C) indicated in<br>Statement at para (I)(a) above} |
| Nil  |  |                              |  |

| (II)(b) | Statement showing holding of Depository Receipts (DRs), where underlying shares held<br>by "promoter/promoter group" are in excess of 1% of the total number of shares |   |  |
|---------|--|---|--|
| Sr. No. | Name of the DR Holder  | Type of outstanding<br>DR (ADRs, GDRs,<br>SDRs, etc.) | Number of shares<br>underlying outstanding DRs   |
|         |  |   | Shares underlying outstanding DRs as a<br>percentage of total number of shares {i.e.,<br>Grand Total (A)+(B)+(C) indicated in<br>Statement at para (I)(a) above} |
| Nil     |  |   |  |

