

Format of Holding of Specified securities

1. Name of Listed Entity: SAGAR CEMENTS LIMITED
2. Scrip Code/Name of Scrip/Class of Security: 502090,SAGCEM,EQUITY SHARES
3. Share Holding Pattern Filed under: Reg. 31(1)(a)/Reg.31(1)(b)/Reg.31(1)(c)
 - a. if under 31(1)(b) then indicate the report for quarter ending 30/09/2021
 - b. if under 31(1)(c) then indicate date of allotment/extinguishment

4. Declaration : The Listed entity is required to submit the following declaration to the extent of submission of information:

Particulars	YES*	NO*
a Whether the Listed Entity has issued any partly paid up shares		√
b Whether the Listed Entity has issued any Convertible Securities or Warrants?		√
c Whether the Listed Entity has any shares against which depository receipts are issued?		√
d Whether the Listed Entity has any shares in locked-in?	√	
e Whether any shares held by promoters are pledge or otherwise encumbered?		√
f Whether company has equity shares with differential voting rights?		√
g whether the listed entity has any Significant beneficial owner	√	

*if the Listed Entity selects the option 'NO' for the questions above, the columns for the partly paid up shares, Outstanding Convertible Securities/Warrants, depository receipts, locked-in shares, No of shares pledged or otherwise encumbered by promoters, as applicable, shall not be displayed at the time of dissemination on the Stock Exchange website. Also wherever there is 'No' declared by Listed entity in above table the values will be considered as 'Zero' by default on submission of the format of holding of specified securities.

5 The tabular format for disclosure of holding of specified securities is as follows:



Table I - Summary Statement holding of specified securities

Category	Category of Shareholder	No of Share holders	No of fully paid up equity shares held	No of Partly paid-up equity shares held	No of Shares Underlying Depository Receipts	Total No of Shares Held (VII) = (IV)+(V)+(VI)	Shareholding as a % of total no of shares (As a % of (A+B+C2))	Number of Voting Rights held in each class of securities			No of Shares Underlying convertible securities (Including Warrants)	Shareholding as a % assuming full conversion of convertible Securities (as a percentage of diluted share)	Number of Locked in Shares		Number of Shares pledged or otherwise encumbered		Number of equity shares held in dematerialized form	
								No of Voting Rights		Total as a % of (A+B+C)			No.	As a % of total Shares held	No.	As a % of total Shares held		
								Class X	Class Y									Total
(I)	(II)	(III)	(IV)	(V)	(VI)	(VII)	(VIII)	(IX)			(X)	(XI)	(XII)		(XIII)	(XIV)		
(A)	Promoter & Promoter Group	14	59077760	0	0	59077760	50.28	59077760	0	59077760	50.28	0	50.28	7750000	13.12	0	0	59077760
(B)	Public	28735	58422240	0	0	58422240	49.72	58422240	0	58422240	49.72	0	49.72	3875000	6.63	0	0	57436060
(C)	Non Promoter-Non Public																	
(C1)	Shares underlying DRs	0	0	0	0	0	0	0	0	0	0.00	0	0	0	0.00	0	0	0
(C2)	Shares held by Employes Trusts	0	0	0	0	0	0.00	0	0	0	0.00	0	0.00	0	0.00	0	0	0
	Total:	28749	117500000	0	0	117500000	100.00	117500000	0	117500000	100.00	0	100.00	11625000	9.89	0	0.00	116513820



Handwritten signature in blue ink.

Table II - Statement showing shareholding pattern of the Promoter and Promoter Group

Category	Category & Name of the Shareholder	Shareholding Type	PAN	No of Share holders	No of fully paid up equity shares held	No of Partly paid-up equity shares held	No of Shares Underlying Depository Receipts	Total No of Shares Held (IV+V+VI)	Shareholding as a % of total no of shares (calculated as per SCRR, 1957 (VIII) As a % of (A+B+C2)	Number of Voting Rights held in each class of securities			No of Shares Underlying Outstanding convertible securities (Including Warrants)	Shareholding as a % assuming full conversion of convertible Securities (as a percentage of diluted share capital) (VII)+(X) As a % of (A+B+C2)	Number of Locked In Shares		Number of Shares pledged or otherwise encumbered		Number of equity shares held in dematerialized form	
										No of Voting Rights					Total as a % of (A+B+C)	No.	As a % of total Shares held	No.		As a % of total Shares held
										Class X	Class Y	Total								
	(I)		(II)	(III)	(IV)	(V)	(VI)	(VII)	(VIII)	(IX)	(X)	(XI)	(XII)	(XIII)	(XIV)					
(1)	Indian																			
(a)	Individuals/Hindu undivided Family			14	59077760	0	0	59077760	50.28	59077760	0	59077760	50.28	0	7750000	13.12	0	0.00	59077760	
	ANAND REDDY SAMMIDI	Promoter	AGQPS1886A	1	6532620	0	0	6532620	5.56	6532620	0	6532620	5.56	0	0	0.00	0	0.00	6532620	
	SREEKANTH REDDY SAMMIDI	Promoter	AGQPS1888Q	1	6196765	0	0	6196765	5.27	6196765	0	6196765	5.27	0	0	0.00	0	0.00	6196765	
	ARUNA SAMMIDI	Promoter Group	AJWPS3568C	1	6847725	0	0	6847725	5.83	6847725	0	6847725	5.83	0	0	0.00	0	0.00	6847725	
	RACHANA SAMMIDI	Promoter Group	ALQPS4523B	1	5836415	0	0	5836415	4.97	5836415	0	5836415	4.97	0	0	0.00	0	0.00	5836415	
	VANAJATHA SAMMIDI	Promoter Group	AGQPS1887B	1	4953845	0	0	4953845	4.22	4953845	0	4953845	4.22	0	0	0.00	0	0.00	4953845	
	SIDDARTH SAMMIDI	Promoter Group	JNPPS6873A	1	4109490	0	0	4109490	3.50	4109490	0	4109490	3.50	0	0	0.00	0	0.00	4109490	
	ANEESH REDDY SAMMIDI	Promoter Group	DGAPA9035A	1	4109485	0	0	4109485	3.50	4109485	0	4109485	3.50	0	0	0.00	0	0.00	4109485	
	MALATHI REDDY WDARU	Promoter Group	AAFPPW8638M	1	3777000	0	0	3777000	3.21	3777000	0	3777000	3.21	0	0	0.00	0	0.00	3777000	
	MADHAVI NADIKATTU	Promoter Group	ABQPN7086A	1	2669000	0	0	2669000	2.27	2669000	0	2669000	2.27	0	0	0.00	0	0.00	2669000	
	P V NARSIMHA REDDY	Promoter Group	ADFFP3746E	1	10000	0	0	10000	0.01	10000	0	10000	0.01	0	0	0.00	0	0.00	10000	
(b)	Central Government/State Government(s)			0	0	0	0	0	0.00	0	0	0	0.00	0	0	0.00	0	0.00	0	
(c)	Financial Institutions/Banks			0	0	0	0	0	0.00	0	0	0	0.00	0	0	0.00	0	0.00	0	
(d)	Any Other - Body Corporates			0	0	0	0	0	0.00	0	0	0	0.00	0	0	0.00	0	0.00	0	
	ANDHRA PRADESH INDUSTRIAL DEVELOPMENT CORPORATION	Promoter Group	AABCA7395Q	1	1566425	0	0	1566425	1.33	1566425	0	1566425	1.33	0	0	0.00	0	0.00	1566425	
	PANCHAVATI POLYFIBRES LTD	Promoter Group	AABCP2129D	1	157500	0	0	157500	0.13	157500	0	157500	0.13	0	0	0.00	0	0.00	157500	
	R V CONSULTING SERVICES PRIVATE LIMITED	Promoter Group	AAFRCR0221E	1	8011490	0	0	8011490	6.82	8011490	0	8011490	6.82	0	7750000	96.74	0	0.00	8011490	
	SAGAR PRIYA HOUSING AND INDUSTRIAL ENTERPRISES LIMITED	Promoter Group	AAFCS2857P	1	4300000	0	0	4300000	3.66	4300000	0	4300000	3.66	0	0	0.00	0	0.00	4300000	
	Sub-Total (A)(1)			14	59077760	0	0	59077760	50.28	59077760	0	59077760	50.28	0	7750000	13.12	0	0.00	59077760	
(2)	Foreign																			
(a)	Individuals (Non-Resident Individuals/ Foreign Individuals)			0	0	0	0	0	0.00	0	0	0	0.00	0	0	0.00	0	0.00	0	
(b)	Government			0	0	0	0	0	0.00	0	0	0	0.00	0	0	0.00	0	0.00	0	
(c)	Institutions			0	0	0	0	0	0.00	0	0	0	0.00	0	0	0.00	0	0.00	0	
(d)	Foreign Portfolio Investor			0	0	0	0	0	0.00	0	0	0	0.00	0	0	0.00	0	0.00	0	
(e)	Any Other			0	0	0	0	0	0.00	0	0	0	0.00	0	0	0.00	0	0.00	0	
	Sub-Total (A)(2)			0	0	0	0	0	0.00	0	0	0	0.00	0	0	0.00	0	0.00	0	
	Total Shareholding of Promoter and Promoter Group (A)=(A)(1)+(A)(2)			14	59077760	0	0	59077760	50.28	59077760	0	59077760	50.28	0	7750000	13.12	0	0.00	59077760	




Table III - Statement showing shareholding pattern of the Public shareholder

Category	Category & Name of the Shareholder	PAN	No of Share holders	No of fully paid up equity shares held	No of Partly paid-up equity shares held	No of Shares Underlying Depository Receipts	Total No of Shares Held (IV+V+VI)	Shareholding as a % of total no of shares (A+B+C2)	Number of Voting Rights held in each class of securities			No of Shares Underlying convertible securities (Including Warrants)	Shareholding as a % assuming full conversion of convertible Securities (as a percentage of diluted share capital)	Number of Locked In Shares		Number of Shares pledged or otherwise encumbered		Number of equity shares held in dematerialized form	
									No of Voting Rights		Total as a % of (A+B+C)			No.	As a % of total Shares held	No.	As a % of total Shares held		
									Class X	Class Y									Total
									(I)	(II)	(III)			(IV)	(V)	(VI)	(VII)		(VIII)
(1)	Institutions																		
(a)	Mutual Funds		8	9575020	0	0	9575020	8.15	9575020	0	9575020	8.15	0	8.15	0	0.00	NA	NA	9569020
	PGIM INDIA TRUSTEES PRIVATE LIMITED A/C PGIM INDIAHYBRID EQUITY FUND	AABTP7548P	1	3361960	0	0	3361960	2.86	3361960	0	3361960	2.86	0	2.86	0	0.00	NA	NA	3361960
	IDFC EMERGING BUSINESSES FUND	AAETS9556K	1	4529305	0	0	4529305	3.85	4529305	0	4529305	3.85	0	3.85	0	0.00	NA	NA	4529305
(b)	Venture Capital Funds		0	0	0	0	0	0.00	0	0	0	0.00	0	0.00	0	0.00	NA	NA	0
(c)	Alternate Investment Funds		0	0	0	0	0	0.00	0	0	0	0.00	0	0.00	0	0.00	NA	NA	0
(d)	Foreign Venture Capital Investors		0	0	0	0	0	0.00	0	0	0	0.00	0	0.00	0	0.00	NA	NA	0
(e)	Foreign Portfolio Investors		29	7210889	0	0	7210889	-6.14	7210889	0	7210889	6.14	0	6.14	0	0.00	NA	NA	7210889
	ICG Q LIMITED	AABC4677H	1	1825000	0	0	1825000	1.55	1825000	0	1825000	1.55	0	1.55	0	0.00	NA	NA	1825000
	HSBC GLOBAL INVESTMENT FUNDS - ASIA EX JAPAN EQUIT	AADCH8960Q	1	3486298	0	0	3486298	2.97	3486298	0	3486298	2.97	0	2.97	0	0.00	NA	NA	3486298
	K INDIA OPPORTUNITIES FUND LIMITED CLASS S	AAFCK1911Q	1	1192970	0	0	1192970	1.02	1192970	0	1192970	1.02	0	1.02	0	0.00	NA	NA	1192970
(f)	Financial Institutions/Banks		4	19750	0	0	19750	0.02	19750	0	19750	0.02	0	0.02	0	0.00	NA	NA	500
(g)	Insurance Companies		1	2480	0	0	2480	0.00	2480	0	2480	0.00	0	0.00	0	0.00	NA	NA	2480
(h)	Provident Funds/Pension Funds		0	0	0	0	0	0.00	0	0	0	0.00	0	0.00	0	0.00	NA	NA	0
(i)	Any Other																		
	Sub Total (B)(1)		42	16808139	0	0	16808139	14.30	16808139	0	16808139	14.30	0	14.30	0	0.00	NA	NA	16782889
(2)	Central Government/State Government(s)/President of India		0	0	0	0	0	0.00	0	0	0	0.00	0	0.00	0	0.00	NA	NA	0
	Sub Total (B)(2)		0	0	0	0	0	0.00	0	0	0	0.00	0	0.00	0	0.00	NA	NA	0
(3)	Non-Institutions																		
(a)	i. Individual shareholders holding nominal share capital up to Rs.2 lakhs		28060	8131581	0	0	8131581	6.92	8131581	0	8131581	6.92	0	6.92	0	0.00	NA	NA	7184406
	ii. Individual shareholders holding nominal share capital in excess of Rs. 2 Lakhs		3	408575	0	0	408575	0.35	408575	0	408575	0.35	0	0.35	0	0.00	NA	NA	408575
(b)	NBFCs Registered with RBI		0	0	0	0	0	0.00	0	0	0	0.00	0	0.00	0	0.00	NA	NA	0
(c)	Employee Trusts		0	0	0	0	0	0.00	0	0	0	0.00	0	0.00	0	0.00	NA	NA	0
(d)	Overseas Depositories (Holding DRs)(Balancing figure)		0	0	0	0	0	0.00	0	0	0	0.00	0	0.00	0	0.00	NA	NA	0
(e)	Any Other																		
	TRUSTS		1	4440	0	0	4440	0.00	4440	0	4440	0.00	0	0.00	0	0.00	NA	NA	4440
	NON RESIDENT INDIANS		291	598795	0	0	598795	0.51	598795	0	598795	0.51	0	0.51	0	0.00	NA	NA	598795
	CLEARING MEMBERS		58	242644	0	0	242644	0.21	242644	0	242644	0.21	0	0.21	0	0.00	NA	NA	242644
	Qualified Institutional Buyer		1	16185	0	0	16185	0.01	16185	0	16185	0.01	0	0.01	0	0.00	NA	NA	16185
	NON RESIDENT INDIAN NON REPATRIABLE		146	158526	0	0	158526	0.13	158526	0	158526	0.13	0	0.13	0	0.00	NA	NA	158526
	BODIES CORPORATES		132	31184545	0	0	31184545	26.54	31184545	0	31184545	26.54	0	26.54	3875000	12.43	NA	NA	31170790
	TWINVEST FINANCIAL SERVICES LTD	AAACT7514R	1	4066635	0	0	4066635	3.46	4066635	0	4066635	3.46	0	3.46	0	0.00	NA	NA	4066635
	AVH RESOURCES INDIA PRIVATE LIMITED	AADC87211K	1	25668770	0	0	25668770	21.85	25668770	0	25668770	21.85	0	21.85	3875000	15.10	NA	NA	25668770
	I E P F		1	868810	0	0	868810	0.74	868810	0	868810	0.74	0	0.74	0	0.00	NA	NA	868810
	Sub Total (B)(3)		28693	41614101	0	0	41614101	35.42	41614101	0	41614101	35.42	0	35.42	3875000	9.31			40653171
	Total Public Shareholding (B) = (B)(1)+(B)(2)+(B)(3)		28735	58422240	0	0	58422240	49.72	58422240	0	58422240	49.72	0	49.72	3875000	6.63			57436060



Table IV - Statement showing shareholding pattern of the Non Promoter - Non Public Shareholder


Category	Category & Name of the Shareholder	PAN	No of Share holders	No of fully paid up equity shares held	No of Partly paid-up equity shares held	No of Shares Underlying Depository Receipts	Total No of Shares Held (IV+V+VI)	Shareholding as a % of total no of shares (A+B+C2)	Number of Voting Rights held in each class of securities			No of Shares Underlying Outstanding convertible securities (Including Warrants)	Shareholding as a % assuming full conversion of convertible Securities (as a percentage of diluted share capital)	Number of Locked in Shares		Number of Shares pledged or otherwise encumbered		Number of equity shares held in dematerialized form	
									No of Voting Rights		Total as a % of (A+B+C)			No.	As a % of total Shares held	No.	As a % of total Shares held		
									Class X	Class Y	Total								
	(I)	(II)	(III)	(IV)	(V)	(VI)	(VII)	(VIII)	(IX)			(X)	(XI)	(XII)		(XIII)	(XIV)		
(1)	Custodian/DR Holder		0	0	0	0	0	0.00	0	0	0	0.00	0	0.00	0	0.00	NA	NA	0
(2)	Employee Benefit Trust (under SEBI(Share based Employee Benefit) Regulations 2014)		0	0	0	0	0	0.00	0	0	0	0.00	0	0.00	0	0.00	NA	NA	0
	Total Non-Promoter-Non Public Shareholding (C) = (C)(1)+(C)(2)		0	0	0	0	0	0.00	0	0	0	0.00	0	0.00	0	0.00			0




Handwritten signature in blue ink.

Details of the shareholders acting as persons in Concert including their Shareholding:			
Name of Shareholder	Name of PAC	No of shares	Holding%
Total:		0	0

Details of Shares which remain unclaimed may be given hear along with details	
No of Shareholders	No of shares
3	700



Sr. No.	Details of the SBO					Details of the registered owner					Details of holding/ exercise of right of the SBO in the reporting company, whether direct or indirect*:					Date of creation / acquisition of significant beneficial interest
	Name	PAN	Passport No. in case of a foreign national	Nationality	Nationality (Applicable in case of Any other is selected)	Name	PAN	Passport No. in case of a foreign national	Nationality	Nationality (Applicable in case of Any other is selected)	Whether by virtue of:					
											Shares	Voting rights	Rights on distributable dividend or any other distribution	Exercise of control	Exercise of significant influence	
	Significant Beneficial Owners															
1	RACHANA SAMMIDI	ALQPS4523B	-	India	-	RV CONSULTING SERVICES PRIVATE LIMITED	AAFCR0221E	-	India	-	11.79	11.79	0.00	Yes	Yes	25-01-2021



Handwritten signature/initials in blue ink.