


Format of Holding of Specified securities

1. Name of Listed Entity : SAGAR CEMENTS LIMITED
 2. Scrip Code/Name of Scrip/Class of Security : 502090, SAGCEM, EQUITY SHARES
 3. Share Holding Pattern Filed under: Reg. 31(1)(a)/Reg.31(1)(b)/Reg.31(1)(c)
 a. if under 31(1)(b) then indicate the report for quarter ending : 31.12.2016
 b. if under 31(1)(c) then indicate date of allotment/extinguishment :
 4. Declaration : The Listed entity is required to submit the following declaration to the extent of submission of information :

	Particulars	YES*	NO*
a	Whether the Listed Entity has issued any partly paid up shares		√
b	Whether the Listed Entity has issued any Convertible Securities or Warrants?		√
c	Whether the Listed Entity has any shares against which depository receipts are issued?		√
d	Whether the Listed Entity has any shares in locked-in?	√	
e	Whether any shares held by promoters are pledge or otherwise encumbered?		√

*if the Listed Entity selects the option 'NO' for the questions above, the columns for the partly paid up shares, Outstanding Convertible Securities/Warrants, depository receipts, locked-in shares, No of shares pledged or otherwise encumbered by promoters, as applicable, shall not be displayed at the time of dissemination on the Stock Exchange website. Also wherever there is 'No' declared by Listed entity in above table the values will be considered as 'Zero' by default on submission of the format of holding of specified securities.


- 5 The tabular format for disclosure of holding of specified securities is as follows:



[Handwritten signature]

Table I - Summary Statement holding of specified securities

Category	Category of Shareholder	No of Shareholders	No of fully paid up equity shares held	No of Partly paid-up equity shares held	No of Shares Underlying Depository Receipts	Total No of Shares Held (VII) = (IV)+(V)+(VI)	Shareholding as a % of total no of shares (As a % of (A+B+C2))	Number of Voting Rights held in each class of securities			No of Shares Underlying Outstanding convertible securities (Including Warrants)	Shareholding as a % assuming full conversion of convertible Securities (as a percentage of diluted share capital)	Number of Locked in Shares		Number of Shares pledged or otherwise encumbered		Number of equity shares held in dematerialized form	
								No of Voting Rights		Total as a % of (A+B+C)			No.	As a % of total Shares held	No.	As a % of total Shares held		
								Class X	Class Y	Total								
(I)	(II)	(III)	(IV)	(V)	(VI)	(VII)	(VIII)	(IX)			(X)	(XI)	(XII)		(XIII)	(XIV)		
(A)	Promoter & Promoter Group	17	10205651	0	0	10205651	56.70	10205651	0	10205651	56.70	0	56.70	2235284	21.90	0	0.00	9899658
(B)	Public	9444	7794349	0	0	7794349	43.30	7794349	0	7794349	43.30	0	43.30	3277711	42.05	NA	NA	7013962
(C)	Non Promoter-Non Public																	
(C1)	Shares underlying DRs	0	0	0	0	0	NA	0	0	0	0.00	0	NA	0	0.00	NA	NA	0
(C2)	Shares held by Employees Trusts	0	0	0	0	0	0.00	0	0	0	0.00	0	0.00	0	0.00	NA	NA	0
	Total:	9461	18000000	0	0	18000000	100.00	18000000	0	18000000	100.00	0	100.00	5512995	30.63	0	0.00	16913620



[Handwritten signature]

Table II - Statement showing shareholding pattern of the Promoter and Promoter Group

Category	Category & Name of the Shareholder	PAN	No of Shareholders	No of fully paid up equity shares held	No of Partly paid up equity shares held	No of Shares Underlying Depository Receipts	Total No of Shares Held (IV+V+VI)	Shareholding as a % of total no of shares (calculated as per SCRR, 1957 (VIII) As a % of (A+B+C2)	Number of Voting Rights held in each class of securities			No of Shares Underlying Outstanding convertible securities (Including Warrants)	Shareholding as a % assuming full conversion of convertible Securities (as a percentage of diluted share capital) (VII)+(X) As a % of (A+B+C2)	Number of Locked in Shares		Number of Shares pledged or otherwise encumbered		Number of equity shares held in dematerialized form	
									No of Voting Rights					Total as a % of (A+B+C)	No.	As a % of total Shares held	No.		As a % of total Shares held
									Class X	Class Y	Total								
	(I)	(II)	(III)	(IV)	(V)	(VI)	(VII)	(VIII)	(IX)			(X)	(XI)	(XII)		(XIII)		(XIV)	
(1)	Indian																		
(a)	Individuals/Hindu undivided Family		17	10205651	0	0	10205651	56.70	10205651	0	10205651	56.70	0	56.70	2235284	21.90	0	0.00	9899658
	ANDHRA PRADESH INDUSTRIAL DEVELOPMENT CORPORATION	AABCA7395Q	1	313285	0	0	313285	1.74	313285	0	313285	1.74	0	1.74	0	0.00	0	0.00	313285
	PANCHAVATI POLYFIBRES LTD	AABCP2129D	1	31500	0	0	31500	0.18	31500	0	31500	0.18	0	0.18	0	0.00	0	0.00	31500
	SAGAR PRIYA HOUSING AND INDUSTRIAL ENTERPRISES LIM	AAFCS2857P	1	860000	0	0	860000	4.78	860000	0	860000	4.78	0	4.78	0	0.00	0	0.00	860000
	W MALATHI	AAFPPW8638M	1	755400	0	0	755400	4.20	755400	0	755400	4.20	0	4.20	0	0.00	0	0.00	755400
	N MADHAVI	ABQPN7086A	1	533800	0	0	533800	2.97	533800	0	533800	2.97	0	2.97	0	0.00	0	0.00	533800
	P V NARSIMHA REDDY	ADFP3746E	1	2000	0	0	2000	0.01	2000	0	2000	0.01	0	0.01	0	0.00	0	0.00	2000
	S ANAND REDDY	AGQPS1886A	3	1302524	0	0	1302524	7.24	1302524	0	1302524	7.24	0	7.24	1149527	88.25	0	0.00	1149527
	S VANAJATHA	AGQPS1887B	1	990769	0	0	990769	5.50	990769	0	990769	5.50	0	5.50	0	0.00	0	0.00	990769
	SREEKANTH REDDY SAMMIDI	AGQPS1888Q	2	1238753	0	0	1238753	6.88	1238753	0	1238753	6.88	0	6.88	1085757	87.65	0	0.00	1085757
	S ARUNA	AJWPS3568C	2	1369545	0	0	1369545	7.61	1369545	0	1369545	7.61	0	7.61	0	0.00	0	0.00	1369545
	S VEERA REDDY	ALCPS2687J	1	1643795	0	0	1643795	9.13	1643795	0	1643795	9.13	0	9.13	0	0.00	0	0.00	1643795
	S RACHANA	ALQPS4523B	2	1164280	0	0	1164280	6.47	1164280	0	1164280	6.47	0	6.47	0	0.00	0	0.00	1164280
(b)	Central Government/State Government(s)		0	0	0	0	0	0.00	0	0	0	0.00	0	0.00	0	0.00	0	0.00	0
(c)	Financial Institutions/Banks		0	0	0	0	0	0.00	0	0	0	0.00	0	0.00	0	0.00	0	0.00	0
(d)	Any Other		0	0	0	0	0	0.00	0	0	0	0.00	0	0.00	0	0.00	0	0.00	0
	Sub-Total (A)(1)		17	10205651	0	0	10205651	56.70	10205651	0	10205651	56.70	0	56.70	2235284	21.90	0	0.00	9899658
(2)	Foreign																		
(a)	Individuals (Non-Resident Individuals/Foreign Individuals)		0	0	0	0	0	0.00	0	0	0	0.00	0	0.00	0	0.00	0	0.00	0
(b)	Government		0	0	0	0	0	0.00	0	0	0	0.00	0	0.00	0	0.00	0	0.00	0
(c)	Institutions		0	0	0	0	0	0.00	0	0	0	0.00	0	0.00	0	0.00	0	0.00	0
(d)	Foreign Portfolio Investor		0	0	0	0	0	0.00	0	0	0	0.00	0	0.00	0	0.00	0	0.00	0
(e)	Any Other		0	0	0	0	0	0.00	0	0	0	0.00	0	0.00	0	0.00	0	0.00	0
	Sub-Total (A)(2)		0	0	0	0	0	0.00	0	0	0	0.00	0	0.00	0	0.00	0	0.00	0
	Total Shareholding of Promoter and Promoter Group (A)=(A)(1)+(A)(2)		17	10205651	0	0	10205651	56.70	10205651	0	10205651	56.70	0	56.70	2235284	21.90	0	0.00	9899658





Table III - Statement showing shareholding pattern of the Public shareholder

Category	Category & Name of the Shareholder	PAN	No of Shareholders	No of fully paid up equity shares held	No of Partly paid-up equity shares held	No of Shares Underlying Depository Receipts	Total No of Shares Held (IV+V+VI)	Shareholding as a % of total no of shares (A+B+C2)	Number of Voting Rights held in each class of securities			No of Shares Underlying Outstanding convertible securities (Including Warrants)	Shareholding as a % assuming full conversion of convertible Securities (as a percentage of diluted share capital)	Number of Locked in Shares		Number of Shares pledged or otherwise encumbered		Number of equity shares held in dematerialized form	
									No of Voting Rights					Total as a % of (A+B+C)	No.	As a % of total Shares held	No.		As a % of total Shares held
									Class X	Class Y	Total								
									(I)	(II)	(III)								
(1)	Institutions																		
(a)	Mutual Funds		9	963177	0	0	963177	5.35	963177	0	963177	5.35	0	5.35	0	0.00	NA	NA	961577
	SBI MAGNUM COMMA FUND	AABTS6407Q	3	938045	0	0	938045	5.21	938045	0	938045	5.21	0	5.21	0	0.00	NA	NA	938045
(b)	Venture Capital Funds		0	0	0	0	0	0.00	0	0	0	0.00	0	0.00	0	0.00	NA	NA	0
(c)	Alternate Investment Funds		0	0	0	0	0	0.00	0	0	0	0.00	0	0.00	0	0.00	NA	NA	0
(d)	Foreign Venture Capital Investors		0	0	0	0	0	0.00	0	0	0	0.00	0	0.00	0	0.00	NA	NA	0
(e)	Foreign Portfolio Investors		4	380775	0	0	380775	2.12	380775	0	380775	2.12	0	2.12	0	0.00	NA	NA	380775
	KOTAK MAHINDRA (INTERNATIONAL) LIMITED	AABCK779G	1	375000	0	0	375000	2.08	375000	0	375000	2.08	0	2.08	0	0.00	NA	NA	375000
(f)	Financial Institutions/Banks		7	5384	0	0	5384	0.03	5384	0	5384	0.03	0	0.03	0	0.00	NA	NA	1434
(g)	Insurance Companies		0	0	0	0	0	0.00	0	0	0	0.00	0	0.00	0	0.00	NA	NA	0
(h)	Provident Funds/Pension Funds		0	0	0	0	0	0.00	0	0	0	0.00	0	0.00	0	0.00	NA	NA	0
(i)	Any Other																		
	Sub Total (B)(1)		20	1349336	0	0	1349336	7.50	1349336	0	1349336	7.50	0	7.50	0	0.00	NA	NA	1343786
(2)	Central Government/State Government(s)/President of India		0	0	0	0	0	0.00	0	0	0	0.00	0	0.00	0	0.00	NA	NA	0
	Sub Total (B)(2)		0	0	0	0	0	0.00	0	0	0	0.00	0	0.00	0	0.00	NA	NA	0
(3)	Non-Institutions																		
(a)	i. Individual shareholders holding nominal share capital up to Rs.2 lakhs		9023	1390380	0	0	1390380	7.72	1390380	0	1390380	7.72	0	7.72	0	0.00	NA	NA	926612
	ii. Individual shareholders holding nominal share capital in excess of Rs. 2 lakhs		4	180120	0	0	180120	1.00	180120	0	180120	1.00	0	1.00	0	0.00	NA	NA	180120
(b)	NBFCs Registered with RBI		2	780	0	0	780	0.00	780	0	780	0.00	0	0.00	0	0.00	NA	NA	780
(c)	Employee Trusts		0	0	0	0	0	0.00	0	0	0	0.00	0	0.00	0	0.00	NA	NA	0
(d)	Overseas Depositories (Holding DRs)(Balancing figure)		0	0	0	0	0	0.00	0	0	0	0.00	0	0.00	0	0.00	NA	NA	0
(e)	Any Other																		
	NON RESIDENT INDIANS		111	73571	0	0	73571	0.41	73571	0	73571	0.41	0	0.41	0	0.00	NA	NA	73571
	CLEARING MEMBERS		31	2133	0	0	2133	0.01	2133	0	2133	0.01	0	0.01	0	0.00	NA	NA	2133
	NON RESIDENT INDIAN NON REPATRIABLE		33	6264	0	0	6264	0.03	6264	0	6264	0.03	0	0.03	0	0.00	NA	NA	6264
	BODIES CORPORATES		220	4791765	0	0	4791765	26.62	4791765	0	4791765	26.62	0	26.62	3277711	68.40	NA	NA	4480696
	TWINVEST FINANCIAL SERVICES LTD	AAACT7514R	2	813327	0	0	813327	4.52	813327	0	813327	4.52	0	4.52	0	0.00	NA	NA	813327
	AVH RESOURCES INDIA PRIVATE LIMITED	AADC2711K	2	3583704	0	0	3583704	19.91	3583704	0	3583704	19.91	0	19.91	3277711	91.46	NA	NA	3277711
	Sub Total (B)(3)		9424	6445013	0	0	6445013	35.81	6445013	0	6445013	35.81	0	35.81	3277711	50.86			5670176
	Total Public Shareholding (B) = (B)(1)+(B)(2)+(B)(3)		9444	7794349	0	0	7794349	43.30	7794349	0	7794349	43.30	0	43.30	3277711	42.05			7013962



[Handwritten signature]

Table IV - Statement showing shareholding pattern of the Non Promoter - Non Public Shareholder

Category	Category & Name of the Shareholder	PAN	No of Shareholders	No of fully paid up equity shares held	No of Partly paid-up equity shares held	No of Shares Underlying Depository Receipts	Total No of Shares Held (IV+V+VI)	Shareholding as a % of total no of shares (A+B+C2)	Number of Voting Rights held in each class of securities			No of Shares Underlying Outstanding convertible securities (Including Warrants)	Shareholding as a % assuming full conversion of convertible Securities (as a percentage of diluted share capital)	Number of Locked in Shares		Number of Shares pledged or otherwise encumbered		Number of equity shares held in dematerialized form	
									No of Voting Rights		Total as a % of (A+B+C)			No.	As a % of total Shares held	No.	As a % of total Shares held		
									Class X	Class Y	Total								
	(I)	(II)	(III)	(IV)	(V)	(VI)	(VII)	(VIII)	(IX)			(X)	(XI)	(XII)		(XIII)		(XIV)	
(1)	Custodian/DR Holder		0	0	0	0	0	0.00	0	0	0	0.00	0	0.00	0	0.00	NA	NA	0
(2)	Employee Benefit Trust (under SEBI(Share based Employee Benefit) Regulations 2014)		0	0	0	0	0	0.00	0	0	0	0.00	0	0.00	0	0.00	NA	NA	0
	Total Non-Promoter-Non Public Shareholding (C) = (C)(1)+(C)(2)		0	0	0	0	0	0.00	0	0	0	0.00	0	0.00	0	0.00			0

